

ИНСТРУМЕНТ
ДЛЯ ТОКАРНЫХ АВТОМАТОВ
ПРОДОЛЬНОГО ТОЧЕНИЯ



ИНСТРУМЕНТАЛЬНЫЙ ЗАВОД
«ВОСХОД»

2023
TOOLS №1

**Ассортимент, представленный в каталоге не отражает всей полноты ассортимента и технических возможностей торговой марки «ИЗ ВОСХОД» .
Каталог постоянно обновляется и дополняется.**

Вся размещённая в каталоге информация носит исключительно информационный характер и не является договором публичной оферты.

Производитель оставляет за собой право вносить изменения в конструкцию, технические характеристики, материалы изготовления, покрытия, внешний вид и комплектацию товара без предварительного уведомления.

В каталоге представлен токарный режущий инструмент для токарных автоматов продольного точения, так называемых станков «швейцарского типа».



Весь представленный инструмент основан на метрической системе.


В каталоге представлен исключительно стандартный ассортимент производимой продукции.

Если необходимый вам инструмент не найден вами в каталоге, мы можем изготовить его по вашему техническому заданию.

Специалисты нашей технической поддержки всегда готовы оказать вам помощь. Задайте нам свой вопрос на сайте izvoshod.ru или направьте его на нашу электронную почту support@izvoshod.ru и в кратчайший срок вы получите квалифицированный ответ.

Общие характеристики представленного ассортимента:

- высокое качество инструментальных материалов;
- высокий уровень качества изготовления пластин;
- широкая гамма конструкций пластин для любых токарных операций, выполняемых для изготовления мелкоразмерных деталей на автоматах продольного точения;
- широкая гамма геометрий пластин для обработки различных материалов;



| Раздел | | стр. |
|---|---|-----------|
| Раздел 1 | ИНСТРУМЕНТ ДЛЯ ОБРАБОТКИ ОТВЕРСТИЙ МАЛЫХ ДИАМЕТРОВ (от 1,0 мм) | 3 |
|  | СОДЕРЖАНИЕ РАЗДЕЛА 1 | |
| | СИСТЕМА ОБРАБОТКИ МАЛЫХ ДИАМЕТРОВ... (ОПИСАНИЕ) СЕРИЯ 200. СЕРИЯ 300. | |
| | ДЕРЖАТЕЛИ МОНОЛИТНЫХ ТВЕРДОСПЛАВНЫХ РЕЗЦОВ | |
| | МИКРОРЕЗЦЫ | |
| Раздел 2 | ИНСТРУМЕНТ ДЛЯ ОБРАБОТКИ ОТВЕРСТИЙ МАЛЫХ ДИАМЕТРОВ (от 2,0 мм) | 21 |
| | СОДЕРЖАНИЕ РАЗДЕЛА 2 | |
| | СИСТЕМА ОБРАБОТКИ МАЛЫХ ДИАМЕТРОВ... (ОПИСАНИЕ) СЕРИЯ 100. | |
| | ДЕРЖАТЕЛИ МОНОЛИТНЫХ ТВЕРДОСПЛАВНЫХ РЕЗЦОВ ТИП 1А | |
| | ДЕРЖАТЕЛИ МОНОЛИТНЫХ ТВЕРДОСПЛАВНЫХ РЕЗЦОВ ТИП 1В | |
| | МИКРОРЕЗЦЫ | |
| Раздел 3 | ИНСТРУМЕНТ ДЛЯ ОБРАБОТКИ ОТВЕРСТИЙ (от 8,0 мм) | 37 |
| | СОДЕРЖАНИЕ РАЗДЕЛА 3 | |
| | СИСТЕМА ОБРАБОТКИ МАЛЫХ ДИАМЕТРОВ... (ОПИСАНИЕ) СЕРИЯ 400. | |
| | ДЕРЖАТЕЛИ СМЕННЫХ ТВЕРДОСПЛАВНЫХ ГОЛОВОК | |
| | СМЕННЫЕ ТВЕРДОСПЛАВНЫЕ ГОЛОВКИ | |
| Раздел 4 | ИНСТРУМЕНТ ДЛЯ ТОКАРНЫХ АВТОМАТОВ ПРОДОЛЬНОГО ТОЧЕНИЯ | 45 |
|  | СОДЕРЖАНИЕ РАЗДЕЛА 4 | |
| | СИСТЕМА ОБРАБОТКИ МАЛЫХ ДИАМЕТРОВ... (ОПИСАНИЕ) СЕРИЯ 400. | |
| | ДЕРЖАТЕЛИ СМЕННЫХ ТВЕРДОСПЛАВНЫХ ГОЛОВОК | |
| | СМЕННЫЕ ТВЕРДОСПЛАВНЫЕ ГОЛОВКИ | |
| Раздел 5 | ТЕХНИЧЕСКАЯ ЧАСТЬ | 77 |

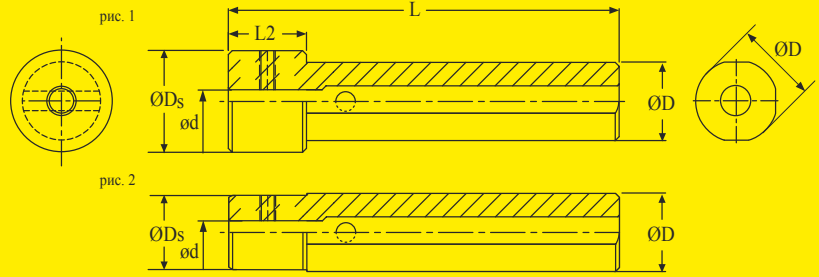
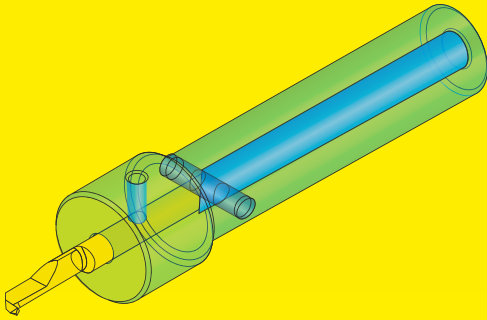


РАЗДЕЛ 1

**ИНСТРУМЕНТ
ДЛЯ ОБРАБОТКИ ОТВЕРСТИЙ
МАЛЫХ ДИАМЕТРОВ
(от 1,0 мм)**

| №№ СЕРИЙ | НАЗНАЧЕНИЕ ИНСТРУМЕНТА | стр. |
|--|---|-------------|
| ОПИСАНИЕ СИСТЕМЫ | | |
| | ДЕРЖАТЕЛИ МОНОЛИТНЫХ ТВЕРДОСПЛАВНЫХ РЕЗЦОВ | 5 |
| KMR / L 201 KMR / L 301 | МИКРОРЕЗЦЫ ДЛЯ ОБРАБОТКИ ДНА ОТВЕРСТИЯ | 6 |
| KMR / L 202 KMR / L 302 | МИКРОРЕЗЦЫ ДЛЯ ПРОФИЛЬНОГО ТОЧЕНИЯ | 7 |
| KMR / L 203 KMR / L 303 | МИКРОРЕЗЦЫ УСИЛЕННЫЕ ДЛЯ ПРОФИЛЬНОГО ТОЧЕНИЯ | 8 |
| KMR / L 204 KMR / L 304 | МИКРОРЕЗЦЫ ДЛЯ ОБРАТНОГО ТОЧЕНИЯ | 9 |
| KMR / L 205 KMR / L 305 | МИКРОРЕЗЦЫ УСИЛЕННЫЕ ДЛЯ ТОЧЕНИЯ 75° | 10 |
| KMR / L 206 KMR / L 306 | МИКРОРЕЗЦЫ УСИЛЕННЫЕ ДЛЯ ТОЧЕНИЯ 93° | 11 |
| KMR / L 207 KMR / L 307 KMR / L 215 KMR / L 315 | МИКРОРЕЗЦЫ ДЛЯ НАРЕЗАНИЯ РЕЗЬБЫ | 12 |
| KMR / L 208 KMR / L 308 KMR / L 209 KMR / L 309 | МИКРОРЕЗЦЫ ДЛЯ РАДИАЛЬНЫХ КАНАВОК | 13 |
| KMR / L 210 KMR / L 310 KMR / L 216 KMR / L 316 | МИКРОРЕЗЦЫ ДЛЯ ОБРАЗОВАНИЯ ФАСОК | 16 |
| KMR / L 211 KMR / L 311 KMR / L 212 KMR / L 312 | МИКРОРЕЗЦЫ ДЛЯ АКСИАЛЬНЫХ КАНАВОК | 16 |
| KMR / L 213 KMR / L 313 KMR / L 214 KMR / L 314 | МИКРОРЕЗЦЫ ДЛЯ АКСИАЛЬНЫХ КАНАВОК ВДОЛЬ ВАЛА | 18 |

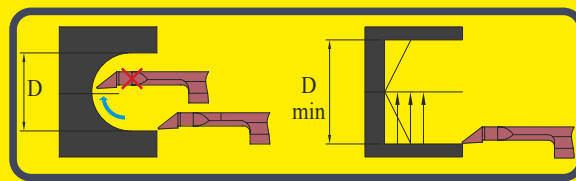
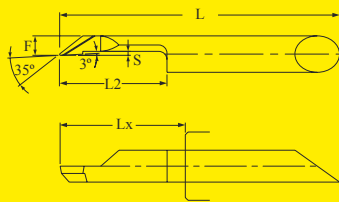

ДЕРЖАТЕЛИ МОНОЛИТНЫХ ТВЕРДОСПЛАВНЫХ РЕЗЦОВ



| Артикул | ød | øD | L2 | L | øDs | øda | Рисунок | Винт с шестигранником | Совместимые резцы |
|------------------|-----|-------|----|-----|-----|-----|---------|-----------------------|-------------------|
| КМК3.04.080.1200 | 4.0 | 12 | 15 | 80 | 19 | 6.0 | Рис.1 | M4*6 | КМК***.04.**.*** |
| КМК3.04.090.1600 | 4.0 | 16 | 15 | 90 | 20 | 6.0 | | | |
| КМК3.04.090.1905 | 4.0 | 19.05 | 15 | 90 | 22 | 6.0 | | | |
| КМК3.04.090.2000 | 4.0 | 20 | 15 | 90 | 22 | 6.0 | | | |
| КМК3.04.100.2200 | 4.0 | 22 | 15 | 100 | 24 | 6.0 | | | |
| КМК3.04.100.2300 | 4.0 | 23 | 15 | 100 | 24 | 6.0 | | | |
| КМК3.04.100.2500 | 4.0 | 25 | 15 | 100 | 24 | 6.0 | | | |
| КМК3.04.100.2540 | 4.0 | 25.4 | 15 | 100 | 24 | 6.0 | Рис.2 | | |
| КМК3.05.080.1200 | 5.0 | 12 | 15 | 80 | 19 | 6.0 | Рис.1 | M4*6 | КМК***.05.**.*** |
| КМК3.05.080.1600 | 5.0 | 16 | 15 | 80 | 20 | 6.0 | | | |
| КМК3.05.090.1905 | 5.0 | 19.05 | 15 | 90 | 22 | 6.0 | | | |
| КМК3.05.090.2000 | 5.0 | 20 | 15 | 90 | 22 | 6.0 | | | |
| КМК3.05.100.2200 | 5.0 | 22 | 15 | 100 | 24 | 6.0 | | | |
| КМК3.05.100.2300 | 5.0 | 23 | 15 | 100 | 24 | 6.0 | | | |
| КМК3.05.100.2500 | 5.0 | 25 | 15 | 100 | 24 | 6.0 | | | |
| КМК3.05.100.2540 | 5.0 | 25.4 | 15 | 100 | 24 | 6.0 | Рис.2 | | |
| КМК3.06.080.1200 | 6.0 | 12 | 15 | 80 | 19 | 7.0 | Рис.1 | M5*6 | КМК***.06.**.*** |
| КМК3.06.080.1600 | 6.0 | 16 | 15 | 80 | 20 | 7.0 | | | |
| КМК3.06.080.1905 | 6.0 | 19.05 | 15 | 90 | 22 | 7.0 | | | |
| КМК3.06.090.2000 | 6.0 | 20 | 15 | 90 | 22 | 7.0 | | | |
| КМК3.06.090.2200 | 6.0 | 22 | 15 | 100 | 24 | 7.0 | | | |
| КМК3.06.100.2300 | 6.0 | 23 | 15 | 100 | 24 | 7.0 | | | |
| КМК3.06.100.2500 | 6.0 | 25 | 15 | 100 | 24 | 7.0 | | | |
| КМК3.06.100.2540 | 6.0 | 25.4 | 15 | 100 | 24 | 7.0 | Рис.2 | | |
| КМК3.08.080.1600 | 8.0 | 16 | 15 | 80 | 20 | 9.0 | Рис.1 | M6*6 | КМК***.08.**.*** |
| КМК3.08.090.1905 | 8.0 | 19.05 | 15 | 90 | 22 | 9.0 | | | |
| КМК3.08.090.2000 | 8.0 | 20 | 15 | 90 | 22 | 9.0 | | | |
| КМК3.08.100.2200 | 8.0 | 22 | 15 | 100 | 24 | 9.0 | | | |
| КМК3.08.100.2300 | 8.0 | 23 | 15 | 100 | 24 | 9.0 | | | |
| КМК3.08.100.2500 | 8.0 | 25 | 15 | 100 | 24 | 9.0 | | | |
| КМК3.08.100.2540 | 8.0 | 25.4 | 15 | 100 | 24 | 9.0 | | | |

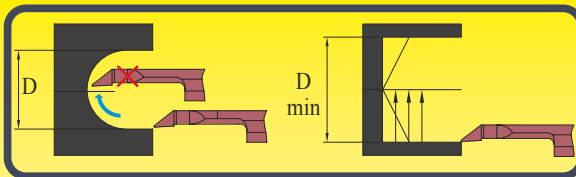
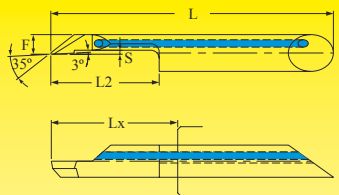

МИКРОРЕЗЦЫ ДЛЯ ОБРАБОТКИ ДНА ОТВЕРСТИЯ

KMR / L 201



Изображено правое исполнение резца

KMR / L 301



Изображено правое исполнение резца

| Артикул | Статус | | Артикул | Статус | | D min | F | L2 | Lx | r | S | ød | Совместимая державка |
|-------------------------|--------|-----|-------------------------|--------|-----|-------|------|------|------|------|-----|----|----------------------|
| | KMR | KML | | KMR | KML | | | | | | | | |
| KMR / L 201.04.3009.010 | ⊙ | ○ | KMR / L 301.04.3009.010 | ○ | ○ | 3 | 1.65 | 9.0 | 11.0 | 0.10 | 0.3 | 4 | КМК3.04.***.**** |
| KMR / L 201.04.3015.010 | ⊙ | ○ | KMR / L 301.04.3015.010 | ○ | ○ | 3 | 1.65 | 15.0 | 17.0 | 0.10 | 0.3 | 4 | |
| KMR / L 201.04.4012.010 | ⊙ | ○ | KMR / L 301.04.4012.010 | ○ | ○ | 4 | 2.15 | 12.0 | 14.0 | 0.10 | 0.5 | 4 | |
| KMR / L 201.04.4020.010 | ⊙ | ○ | KMR / L 301.04.4020.010 | ○ | ○ | 4 | 2.15 | 20.0 | 22.0 | 0.10 | 0.5 | 4 | |
| KMR / L 201.05.5015.020 | ⊙ | ○ | KMR / L 301.05.5015.020 | ○ | ○ | 5 | 2.7 | 15.0 | 17.0 | 0.20 | 0.6 | 5 | КМК3.05.***.**** |
| KMR / L 201.05.5025.020 | ⊙ | ○ | KMR / L 301.05.5025.020 | ○ | ○ | 5 | 2.7 | 25.0 | 27.0 | 0.20 | 0.6 | 5 | |
| KMR / L 201.06.6020.020 | ⊙ | ○ | KMR / L 301.06.6020.020 | ○ | ○ | 6 | 3.2 | 20.0 | 23.0 | 0.20 | 0.6 | 6 | КМК3.06.***.**** |
| KMR / L 201.06.6030.020 | ⊙ | ○ | KMR / L 301.06.6030.020 | ○ | ○ | 6 | 3.2 | 30.0 | 45.0 | 0.20 | 0.6 | 6 | |
| KMR / L 201.08.7021.020 | ⊙ | ○ | KMR / L 301.08.7021.020 | ○ | ○ | 7 | 3.8 | 21.0 | 24.0 | 0.20 | 0.6 | 8 | КМК3.08.***.**** |
| KMR / L 201.08.7035.020 | ⊙ | ○ | KMR / L 301.08.7035.020 | ○ | ○ | 7 | 3.8 | 35.0 | 38.0 | 0.20 | 0.6 | 8 | |
| KMR / L 201.08.8025.020 | ⊙ | ○ | KMR / L 301.08.8025.020 | ○ | ○ | 8 | 4.3 | 24.0 | 27.0 | 0.20 | 0.6 | 8 | КМК3.08.***.**** |
| KMR / L 201.08.8040.020 | ⊙ | ○ | KMR / L 301.08.8040.020 | ○ | ○ | 8 | 4.3 | 40.0 | 43.0 | 0.20 | 0.6 | 8 | |




● ● ● ● Основное применение.
○ Возможное применение.

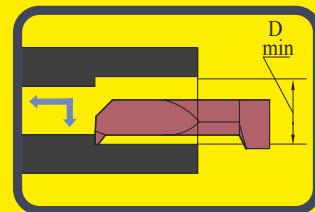
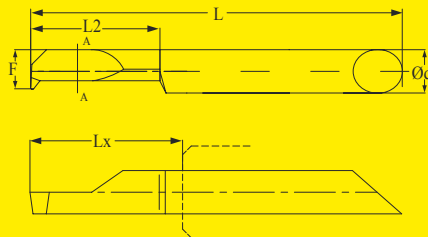
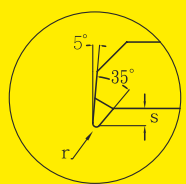
- ⊙ Продукция может отсутствовать на складе.
- Продукция изготавливается под заказ, минимальное количество и срок изготовления по запросу.

МИКРОРЕЗЦЫ ДЛЯ ПРОФИЛЬНОГО ТОЧЕНИЯ


KMR / L 202



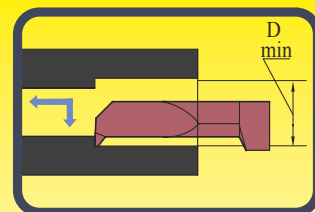
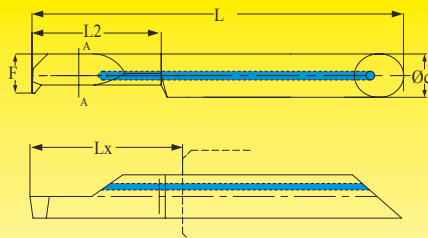
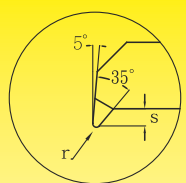
Изображено правое исполнение резца



KMR / L 302



Изображено правое исполнение резца



| Артикул | Статус | | Артикул | Статус | | D min | F | L2 | Lx | r | S | Ød | Совместимая державка |
|-------------------------|--------|-----|-------------------------|--------|-----|-------|-----|------|------|-----|-----|----|----------------------|
| | KMR | KML | | KMR | KML | | | | | | | | |
| KMR / L 202.04.3009.010 | ☉ | ○ | KMR / L 302.04.3009.010 | ○ | ○ | 3 | 2.8 | 9.0 | 11.0 | 0.1 | 0.4 | 4 | КМК3.04.***.**** |
| KMR / L 202.04.3015.010 | ☉ | ○ | KMR / L 302.04.3015.010 | ○ | ○ | 3 | 2.8 | 15.0 | 17.0 | 0.1 | 0.4 | 4 | |
| KMR / L 202.04.3021.010 | ☉ | ○ | KMR / L 302.04.3021.010 | ○ | ○ | 3 | 2.8 | 21.0 | 23.0 | 0.1 | 0.4 | 4 | |
| KMR / L 202.04.4012.010 | ☉ | ○ | KMR / L 302.04.4012.010 | ○ | ○ | 4 | 3.8 | 12.0 | 14.0 | 0.1 | 0.7 | 4 | |
| KMR / L 202.04.4012.020 | ☉ | ○ | KMR / L 302.04.4012.020 | ○ | ○ | 4 | 3.8 | 12.0 | 14.0 | 0.2 | 0.7 | 4 | |
| KMR / L 202.04.4020.010 | ☉ | ○ | KMR / L 302.04.4020.010 | ○ | ○ | 4 | 3.8 | 20.0 | 22.0 | 0.1 | 0.7 | 4 | |
| KMR / L 202.04.4020.020 | ☉ | ○ | KMR / L 302.04.4020.020 | ○ | ○ | 4 | 3.8 | 20.0 | 22.0 | 0.2 | 0.7 | 4 | |
| KMR / L 202.04.4028.010 | ☉ | ○ | KMR / L302.04.4028.010 | ○ | ○ | 4 | 3.8 | 28.0 | 30.0 | 0.1 | 0.7 | 4 | |
| KMR / L 202.04.4028.020 | ☉ | ○ | KMR / L 302.04.4028.020 | ○ | ○ | 4 | 3.8 | 28.0 | 30.0 | 0.2 | 0.7 | 4 | |
| KMR / L 202.05.5015.020 | ☉ | ○ | KMR / L 302.05.5015.020 | ○ | ○ | 5 | 4.8 | 15.0 | 17.0 | 0.2 | 1.0 | 5 | КМК3.05.***.**** |
| KMR / L 202.05.5025.020 | ☉ | ○ | KMR / L 302.05.5025.020 | ○ | ○ | 5 | 4.8 | 25.0 | 27.0 | 0.2 | 1.0 | 5 | |
| KMR / L 202.05.5035.020 | ☉ | ○ | KMR / L 302.05.5035.020 | ○ | ○ | 5 | 4.8 | 35.0 | 37.0 | 0.2 | 1.0 | 5 | |
| KMR / L 202.06.6020.020 | ☉ | ○ | KMR / L 302.06.6020.020 | ○ | ○ | 6 | 5.8 | 20.0 | 23.0 | 0.2 | 1.5 | 6 | КМК3.06.***.**** |
| KMR / L 202.06.6030.020 | ☉ | ○ | KMR / L 302.06.6030.020 | ○ | ○ | 6 | 5.8 | 30.0 | 33.0 | 0.2 | 1.5 | 6 | |
| KMR / L 202.06.6042.020 | ☉ | ○ | KMR / L 302.06.6042.020 | ○ | ○ | 6 | 5.8 | 42.0 | 45.0 | 0.2 | 1.5 | 6 | |
| KMR / L 202.08.7021.020 | ☉ | ○ | KMR / L 302.08.7021.020 | ○ | ○ | 7 | 6.8 | 21.0 | 24.0 | 0.2 | 2.0 | 8 | КМК3.08.***.**** |
| KMR / L 202.08.7035.020 | ☉ | ○ | KMR / L 302.08.7035.020 | ○ | ○ | 7 | 6.8 | 35.0 | 38.0 | 0.2 | 2.0 | 8 | |
| KMR / L 202.08.7049.020 | ☉ | ○ | KMR / L 302.08.7049.020 | ○ | ○ | 7 | 6.8 | 49.0 | 52.0 | 0.2 | 2.0 | 8 | |
| KMR / L 202.08.8025.020 | ☉ | ○ | KMR / L 302.08.8025.020 | ○ | ○ | 8 | 7.8 | 24.0 | 27.0 | 0.2 | 2.0 | 8 | |
| KMR / L 202.08.8040.020 | ☉ | ○ | KMR / L 302.08.8040.020 | ○ | ○ | 8 | 7.8 | 40.0 | 43.0 | 0.2 | 2.0 | 8 | |
| KMR / L 202.08.8056.020 | ☉ | ○ | KMR / L 302.08.8056.020 | ○ | ○ | 8 | 7.8 | 56.0 | 59.0 | 0.2 | 2.0 | 8 | |




● ● ● ● Основное применение.
○ Возможное применение.

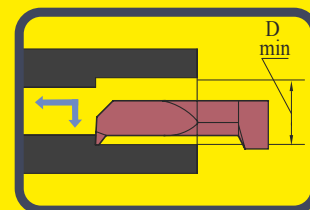
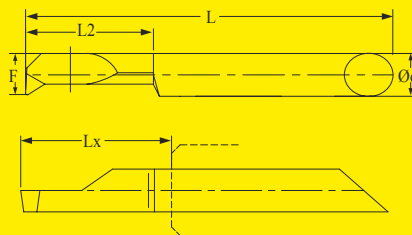
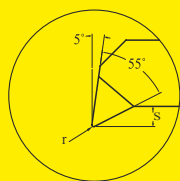
- ☉ Продукция может отсутствовать на складе.
- Продукция изготавливается под заказ, минимальное количество и срок изготовления по запросу.

МИКРОРЕЗЦЫ УСИЛЕННЫЕ ДЛЯ ПРОФИЛЬНОГО ТОЧЕНИЯ


KMR / L 203



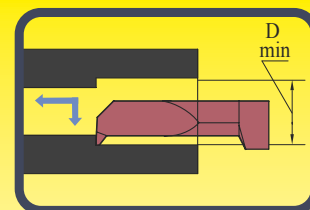
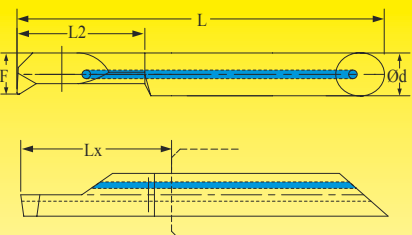
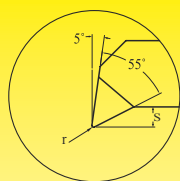
Изображено правое исполнение резца



KMR / L 303



Изображено правое исполнение резца



| Артикул | Статус | | Артикул | Статус | | D min | F | L2 | Lx | r | S | Ød | Совместимая державка |
|-------------------------|--------|-----|-------------------------|--------|-----|-------|-----|------|------|------|-----|----|----------------------|
| | KMR | KML | | KMR | KML | | | | | | | | |
| KMR / L 203.04.2006.005 | ⊙ | ○ | KMR / L 303.04.2006.005 | ○ | ○ | 2.0 | 1.8 | 6.0 | 8.0 | 0.05 | 0.3 | 4 | КМК3.04.***.**** |
| KMR / L 203.04.2010.005 | ⊙ | ○ | KMR / L 303.04.2010.005 | ○ | ○ | 2.0 | 1.8 | 10.0 | 12.0 | 0.05 | 0.3 | 4 | |
| KMR / L 203.04.2014.005 | ⊙ | ○ | KMR / L 303.04.2014.005 | ○ | ○ | 2.0 | 1.8 | 14.0 | 16.0 | 0.05 | 0.3 | 4 | |
| KMR / L 203.04.2508.005 | ⊙ | ○ | KMR / L 303.04.2508.005 | ○ | ○ | 2.5 | 2.3 | 8.0 | 10.0 | 0.05 | 0.3 | 4 | |
| KMR / L 203.04.2513.005 | ⊙ | ○ | KMR / L 303.04.2513.005 | ○ | ○ | 2.5 | 2.3 | 13.0 | 15.0 | 0.05 | 0.3 | 4 | |
| KMR / L 203.04.2518.005 | ⊙ | ○ | KMR / L 303.04.2518.005 | ○ | ○ | 2.5 | 2.3 | 18.0 | 20.0 | 0.05 | 0.3 | 4 | |
| KMR / L 203.04.3009.010 | ⊙ | ○ | KMR / L 303.04.3009.010 | ○ | ○ | 3.0 | 2.8 | 9.0 | 11.0 | 0.1 | 0.4 | 4 | |
| KMR / L 203.04.3015.010 | ⊙ | ○ | KMR / L 303.04.3015.010 | ○ | ○ | 3.0 | 2.8 | 15.0 | 17.0 | 0.1 | 0.4 | 4 | |
| KMR / L 203.04.3021.010 | ⊙ | ○ | KMR / L 303.04.3021.010 | ○ | ○ | 3.0 | 2.8 | 21.0 | 23.0 | 0.1 | 0.4 | 4 | |
| KMR / L 203.04.4012.010 | ⊙ | ○ | KMR / L 303.04.4012.010 | ○ | ○ | 4.0 | 3.8 | 12.0 | 14.0 | 0.1 | 0.7 | 4 | |
| KMR / L 203.04.4012.020 | ⊙ | ○ | KMR / L 303.04.4012.020 | ○ | ○ | 4.0 | 3.8 | 12.0 | 14.0 | 0.2 | 0.7 | 4 | |
| KMR / L 203.04.4020.010 | ⊙ | ○ | KMR / L 303.04.4020.010 | ○ | ○ | 4.0 | 3.8 | 20.0 | 22.0 | 0.1 | 0.7 | 4 | |
| KMR / L 203.04.4020.020 | ⊙ | ○ | KMR / L 303.04.4020.020 | ○ | ○ | 4.0 | 3.8 | 20.0 | 22.0 | 0.2 | 0.7 | 4 | |
| KMR / L 203.04.4028.010 | ⊙ | ○ | KMR / L 303.04.4028.010 | ○ | ○ | 4.0 | 3.8 | 28.0 | 30.0 | 0.1 | 0.7 | 4 | |
| KMR / L 203.04.4028.020 | ⊙ | ○ | KMR / L 303.04.4028.020 | ○ | ○ | 4.0 | 3.8 | 28.0 | 30.0 | 0.2 | 0.7 | 4 | |
| KMR / L 203.05.5015.020 | ⊙ | ○ | KMR / L 303.05.5015.020 | ○ | ○ | 5.0 | 4.8 | 15.0 | 17.0 | 0.2 | 1.0 | 5 | КМК3.05.***.**** |
| KMR / L 203.05.5025.020 | ⊙ | ○ | KMR / L 303.05.5025.020 | ○ | ○ | 5.0 | 4.8 | 25.0 | 27.0 | 0.2 | 1.0 | 5 | |
| KMR / L 203.05.5035.020 | ⊙ | ○ | KMR / L 303.05.5035.020 | ○ | ○ | 5.0 | 4.8 | 35.0 | 37.0 | 0.2 | 1.0 | 5 | |
| KMR / L 203.06.6020.020 | ⊙ | ○ | KMR / L 303.06.6020.020 | ○ | ○ | 6.0 | 5.8 | 20.0 | 23.0 | 0.2 | 1.5 | 6 | КМК3.06.***.**** |
| KMR / L 203.06.6030.020 | ⊙ | ○ | KMR / L 303.06.6030.020 | ○ | ○ | 6.0 | 5.8 | 30.0 | 33.0 | 0.2 | 1.5 | 6 | |
| KMR / L 203.06.6042.020 | ⊙ | ○ | KMR / L 303.06.6042.020 | ○ | ○ | 6.0 | 5.8 | 42.0 | 45.0 | 0.2 | 1.5 | 6 | |
| KMR / L 203.08.7021.020 | ⊙ | ○ | KMR / L 303.08.7021.020 | ○ | ○ | 7.0 | 6.8 | 21.0 | 24.0 | 0.2 | 2.0 | 8 | КМК3.08.***.**** |
| KMR / L 203.08.7035.020 | ⊙ | ○ | KMR / L 303.08.7035.020 | ○ | ○ | 7.0 | 6.8 | 35.0 | 38.0 | 0.2 | 2.0 | 8 | |
| KMR / L 203.08.7049.020 | ⊙ | ○ | KMR / L 303.08.7049.020 | ○ | ○ | 7.0 | 6.8 | 49.0 | 52.0 | 0.2 | 2.0 | 8 | |
| KMR / L 203.08.8024.020 | ⊙ | ○ | KMR / L 303.08.8024.020 | ○ | ○ | 8.0 | 7.8 | 24.0 | 27.0 | 0.2 | 2.0 | 8 | |
| KMR / L 203.08.8040.020 | ⊙ | ○ | KMR / L 303.08.8040.020 | ○ | ○ | 8.0 | 7.8 | 40.0 | 43.0 | 0.2 | 2.0 | 8 | |
| KMR / L 203.08.8056.020 | ⊙ | ○ | KMR / L 303.08.8056.020 | ○ | ○ | 8.0 | 7.8 | 56.0 | 59.0 | 0.2 | 2.0 | 8 | |




● ● ● ● Основное применение.
○ Возможное применение.

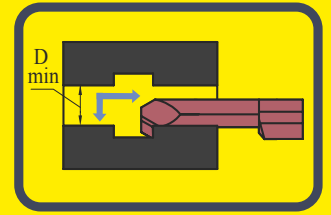
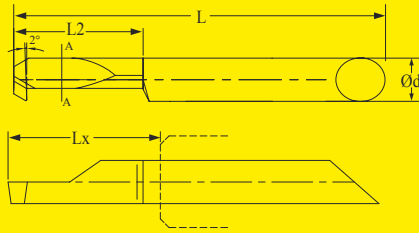
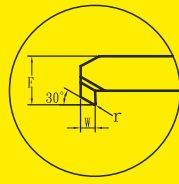
- ⊙ Продукция может отсутствовать на складе.
- Продукция изготавливается под заказ, минимальное количество и срок изготовления по запросу.

МИКРОРЕЗЦЫ ДЛЯ ОБРАТНОГО ТОЧЕНИЯ


KMR / L 204



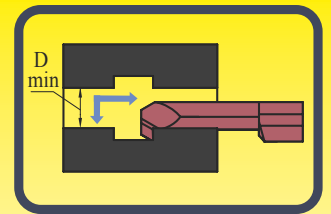
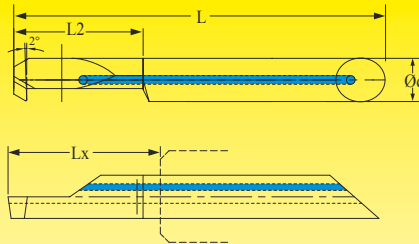
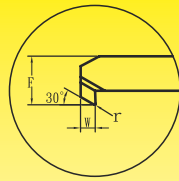
Изображено правое исполнение резца




KMR / L 304



Изображено правое исполнение резца



| Артикул | Статус | | Артикул  | Статус | | D min | F | W \pm 0.03 | L2 | Lx | r | S | Ød | Совместимая державка |
|--------------------------|--------|-----|--|--------|-----|-------|-----|--------------|----|----|-----|-----|----|----------------------|
| | KMR | KML | | KMR | KML | | | | | | | | | |
| KMR / L 204.04.4010.1508 | ⊙ | ○ | KMR / L 304.04.4010.1508 | ○ | ○ | 4 | 3.8 | 1.5 | 10 | 12 | 0.2 | 0.8 | 4 | КМК3.04.*** **** |
| KMR / L 204.04.4015.1508 | ⊙ | ○ | KMR / L 304.04.4015.1508 | ○ | ○ | 4 | 3.8 | 1.5 | 15 | 17 | 0.2 | 0.8 | 4 | |
| KMR / L 204.05.5012.1512 | ⊙ | ○ | KMR / L 304.05.5012.1512 | ○ | ○ | 5 | 4.8 | 1.5 | 12 | 15 | 0.2 | 1.2 | 5 | КМК3.05.*** **** |
| KMR / L 204.05.5018.1512 | ⊙ | ○ | KMR / L 304.05.5018.1512 | ○ | ○ | 5 | 4.8 | 1.5 | 18 | 21 | 0.2 | 1.2 | 5 | |
| KMR / L 204.06.6015.2015 | ⊙ | ○ | KMR / L 304.06.6015.2015 | ○ | ○ | 6 | 5.8 | 2.0 | 15 | 18 | 0.2 | 1.5 | 6 | КМК3.06.*** **** |
| KMR / L 204.06.6022.2015 | ⊙ | ○ | KMR / L 304.06.6022.2015 | ○ | ○ | 6 | 5.8 | 2.0 | 22 | 25 | 0.2 | 1.5 | 6 | |
| KMR / L 204.08.7020.2020 | ⊙ | ○ | KMR / L 304.08.7020.2020 | ○ | ○ | 7 | 6.8 | 2.0 | 20 | 23 | 0.2 | 2.0 | 8 | КМК3.08.*** **** |
| KMR / L 204.08.7025.2020 | ⊙ | ○ | KMR / L 304.08.7025.2020 | ○ | ○ | 7 | 6.8 | 2.0 | 25 | 28 | 0.2 | 2.0 | 8 | |
| KMR / L 204.08.8020.2525 | ⊙ | ○ | KMR / L 304.08.8020.2525 | ○ | ○ | 8 | 7.8 | 2.5 | 20 | 23 | 0.2 | 2.5 | 8 | |
| KMR / L 204.08.8030.2525 | ⊙ | ○ | KMR / L 304.08.8030.2525 | ○ | ○ | 8 | 7.8 | 2.5 | 30 | 33 | 0.2 | 2.5 | 8 | |




● ● ● ● Основное применение.
○ Возможное применение.

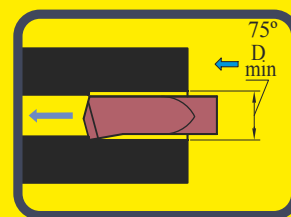
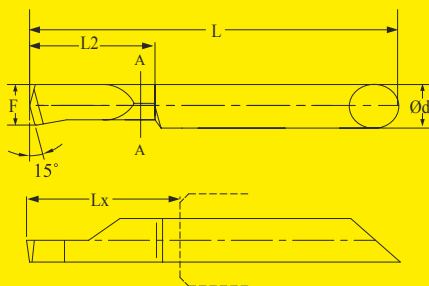
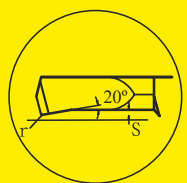
- ⊙ Продукция может отсутствовать на складе.
- Продукция изготавливается под заказ, минимальное количество и срок изготовления по запросу.

МИКРОРЕЗЦЫ УСИЛЕННЫЕ ДЛЯ ТОЧЕНИЯ 75°


KMR / L 205



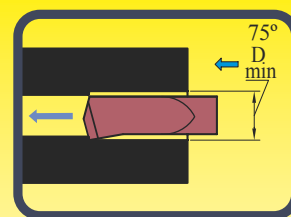
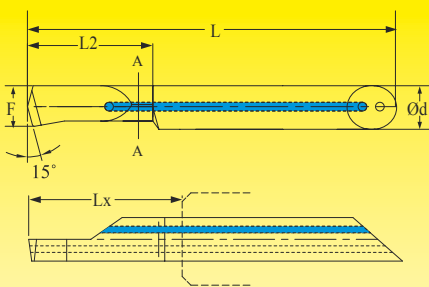
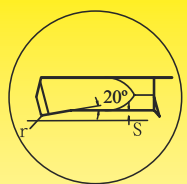
Изображено правое исполнение реза



KMR / L 305



Изображено правое исполнение реза



| Артикул | Статус | | Артикул | Статус | | D min | F | L2 | Lx | r | S | Ød | Совместимая державка |
|-------------------------|--------|-----|-------------------------|--------|-----|-------|-----|------|------|-----|-----|----|----------------------|
| | KMR | KML | | KMR | KML | | | | | | | | |
| KMR / L 205.04.4012.020 | ⊙ | ○ | KMR / L 305.04.4012.020 | ○ | ○ | 4 | 3.8 | 12.0 | 14.0 | 0.2 | 0.7 | 4 | КМК3.04.***.**** |
| KMR / L 205.04.4020.020 | ⊙ | ○ | KMR / L 305.04.4020.020 | ○ | ○ | 4 | 3.8 | 20.0 | 22.0 | 0.2 | 0.7 | 4 | |
| KMR / L 205.04.4028.020 | ⊙ | ○ | KMR / L 305.04.4028.020 | ○ | ○ | 4 | 3.8 | 28.0 | 30.0 | 0.2 | 0.7 | 4 | |
| KMR / L 205.05.5015.020 | ⊙ | ○ | KMR / L 305.05.5015.020 | ○ | ○ | 5 | 4.8 | 15.0 | 17.0 | 0.2 | 0.7 | 5 | КМК3.05.***.**** |
| KMR / L 205.05.5025.020 | ⊙ | ○ | KMR / L305.05.5025.020 | ○ | ○ | 5 | 4.8 | 25.0 | 27.0 | 0.2 | 0.7 | 5 | |
| KMR / L 205.05.5035.020 | ⊙ | ○ | KMR / L 305.05.5035.020 | ○ | ○ | 5 | 4.8 | 35.0 | 37.0 | 0.2 | 0.7 | 5 | |
| KMR / L 205.06.6020.020 | ⊙ | ○ | KMR / L 305.06.6020.020 | ○ | ○ | 6 | 5.8 | 20.0 | 23.0 | 0.2 | 0.7 | 6 | КМК3.06.***.**** |
| KMR / L 205.06.6030.020 | ⊙ | ○ | KMR / L 305.06.6030.020 | ○ | ○ | 6 | 5.8 | 30.0 | 33.0 | 0.2 | 0.7 | 6 | |
| KMR / L 205.06.6042.020 | ⊙ | ○ | KMR / L 305.06.6042.020 | ○ | ○ | 6 | 5.8 | 42.0 | 45.0 | 0.2 | 0.7 | 6 | |
| KMR / L 205.08.7021.020 | ⊙ | ○ | KMR / L 305.08.7021.020 | ○ | ○ | 7 | 6.8 | 21.0 | 24.0 | 0.2 | 0.7 | 8 | КМК3.08.***.**** |
| KMR / L 205.08.7035.020 | ⊙ | ○ | KMR / L 305.08.7035.020 | ○ | ○ | 7 | 6.8 | 35.0 | 38.0 | 0.2 | 0.7 | 8 | |
| KMR / L 205.08.7049.020 | ⊙ | ○ | KMR / L 305.08.7049.020 | ○ | ○ | 7 | 6.8 | 49.0 | 52.0 | 0.2 | 0.7 | 8 | |
| KMR / L 205.08.8024.020 | ⊙ | ○ | KMR / L 305.08.8024.020 | ○ | ○ | 8 | 7.8 | 24.0 | 27.0 | 0.2 | 0.9 | 8 | |
| KMR / L 205.08.8040.020 | ⊙ | ○ | KMR / L 305.08.8040.020 | ○ | ○ | 8 | 7.8 | 40.0 | 43.0 | 0.2 | 0.9 | 8 | |
| KMR / L 205.08.8056.020 | ⊙ | ○ | KMR / L 305.08.8056.020 | ○ | ○ | 8 | 7.8 | 56.0 | 59.0 | 0.2 | 0.9 | 8 | |




● ● ● ● Основное применение.
○ Возможное применение.

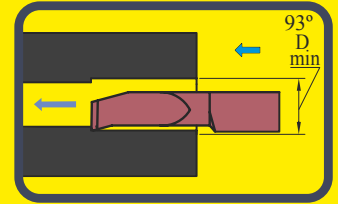
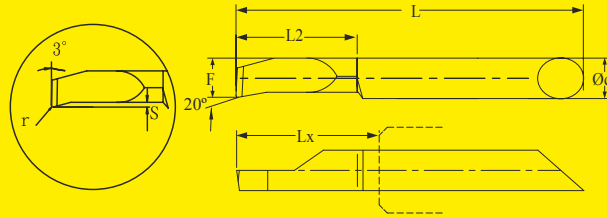
- ⊙ Продукция может отсутствовать на складе.
- Продукция изготавливается под заказ, минимальное количество и срок изготовления по запросу.

МИКРОРЕЗЦЫ УСИЛЕННЫЕ ДЛЯ ТОЧЕНИЯ 93°


KMR / L 206



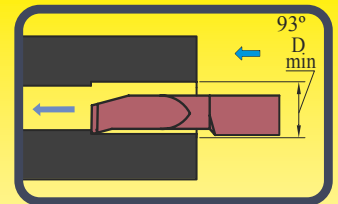
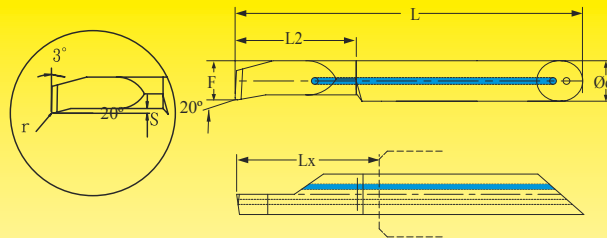
Изображено правое исполнение резца



KMR / L 306



Изображено правое исполнение резца

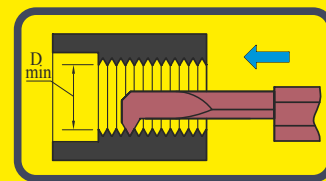
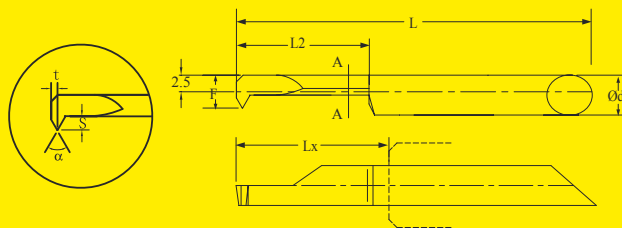



| Артикул | Статус | | Артикул | Статус | | D min | F | L2 | Lx | r | S | ød | Совместимая державка |
|-------------------------|--------|-----|-------------------------|--------|-----|-------|-----|------|------|------|------|----|----------------------|
| | KMR | KML | | KMR | KML | | | | | | | | |
| KMR / L 206.04.1004.005 | ⊙ | ○ | KMR / L 306.04.1004.005 | ○ | ○ | 1.0 | 0.9 | 4.0 | 8 | 0.05 | 0.15 | 4 | КМК3.04.***.**** |
| KMR / L 206.04.1006.005 | ⊙ | ○ | KMR / L 306.04.1006.005 | ○ | ○ | 1.0 | 0.9 | 6.0 | 8 | 0.05 | 0.15 | 4 | |
| KMR / L 206.04.1505.005 | ⊙ | ○ | KMR / L 306.04.1505.005 | ○ | ○ | 1.5 | 1.3 | 5.0 | 8 | 0.05 | 0.25 | 4 | |
| KMR / L 206.04.1508.005 | ⊙ | ○ | KMR / L 306.04.1508.005 | ○ | ○ | 1.5 | 1.3 | 8.0 | 10.0 | 0.05 | 0.25 | 4 | |
| KMR / L 206.04.2006.005 | ⊙ | ○ | KMR / L 306.04.2006.005 | ○ | ○ | 2.0 | 1.8 | 6.0 | 8.0 | 0.05 | 0.3 | 4 | |
| KMR / L 206.04.2010.005 | ⊙ | ○ | KMR / L 306.04.2010.005 | ○ | ○ | 2.0 | 1.8 | 10.0 | 12.0 | 0.05 | 0.3 | 4 | |
| KMR / L 206.04.2014.005 | ⊙ | ○ | KMR / L 306.04.2014.005 | ○ | ○ | 2.0 | 1.8 | 14.0 | 16.0 | 0.05 | 0.3 | 4 | |
| KMR / L 206.04.2508.005 | ⊙ | ○ | KMR / L 306.04.2508.005 | ○ | ○ | 2.5 | 2.3 | 8.0 | 10.0 | 0.05 | 0.3 | 4 | |
| KMR / L 206.04.2513.005 | ⊙ | ○ | KMR / L 306.04.2513.005 | ○ | ○ | 2.5 | 2.3 | 13.0 | 15.0 | 0.05 | 0.3 | 4 | |
| KMR / L 206.04.2518.005 | ⊙ | ○ | KMR / L 306.04.2518.005 | ○ | ○ | 2.5 | 2.3 | 18.0 | 20.0 | 0.05 | 0.3 | 4 | |
| KMR / L 206.04.3009.010 | ⊙ | ○ | KMR / L 306.04.3009.010 | ○ | ○ | 3.0 | 2.8 | 9.0 | 11.0 | 0.1 | 0.4 | 4 | |
| KMR / L 206.04.3015.010 | ⊙ | ○ | KMR / L 306.04.3015.010 | ○ | ○ | 3.0 | 2.8 | 15.0 | 17.0 | 0.1 | 0.4 | 4 | |
| KMR / L 206.04.4012.020 | ⊙ | ○ | KMR / L 306.04.4012.020 | ○ | ○ | 4.0 | 3.8 | 12.0 | 14.0 | 0.2 | 0.7 | 4 | |
| KMR / L 206.04.4020.020 | ⊙ | ○ | KMR / L 306.04.4020.020 | ○ | ○ | 4.0 | 3.8 | 20.0 | 22.0 | 0.2 | 0.7 | 4 | |
| KMR / L 206.04.4028.020 | ⊙ | ○ | KMR / L 306.04.4028.020 | ○ | ○ | 4.0 | 3.8 | 28.0 | 30.0 | 0.2 | 0.7 | 4 | |
| KMR / L 206.05.5015.020 | ⊙ | ○ | KMR / L 306.05.5015.020 | ○ | ○ | 5.0 | 4.8 | 15.0 | 17.0 | 0.2 | 0.7 | 5 | |
| KMR / L 206.05.5025.020 | ⊙ | ○ | KMR / L 306.05.5025.020 | ○ | ○ | 5.0 | 4.8 | 25.0 | 27.0 | 0.2 | 0.7 | 5 | |
| KMR / L 206.05.5035.020 | ⊙ | ○ | KMR / L 306.05.5035.020 | ○ | ○ | 5.0 | 4.8 | 35.0 | 37.0 | 0.2 | 0.7 | 5 | |
| KMR / L 206.06.6020.020 | ⊙ | ○ | KMR / L 306.06.6020.020 | ○ | ○ | 6.0 | 5.8 | 20.0 | 23.0 | 0.2 | 0.7 | 6 | |
| KMR / L 206.06.6030.020 | ⊙ | ○ | KMR / L 306.06.6030.020 | ○ | ○ | 6.0 | 5.8 | 30.0 | 33.0 | 0.2 | 0.7 | 6 | |
| KMR / L 206.06.6042.020 | ⊙ | ○ | KMR / L 306.06.6042.020 | ○ | ○ | 6.0 | 5.8 | 42.0 | 45.0 | 0.2 | 0.7 | 6 | |
| KMR / L 206.08.7021.020 | ⊙ | ○ | KMR / L 306.08.7021.020 | ○ | ○ | 7.0 | 6.8 | 21.0 | 24.0 | 0.2 | 0.7 | 8 | |
| KMR / L 206.08.7035.020 | ⊙ | ○ | KMR / L 306.08.7035.020 | ○ | ○ | 7.0 | 6.8 | 35.0 | 38.0 | 0.2 | 0.7 | 8 | |
| KMR / L 206.08.7049.020 | ⊙ | ○ | KMR / L 306.08.7049.020 | ○ | ○ | 7.0 | 6.8 | 49.0 | 52.0 | 0.2 | 0.7 | 8 | |
| KMR / L 206.08.8025.020 | ⊙ | ○ | KMR / L 306.08.8025.020 | ○ | ○ | 8.0 | 7.8 | 25.0 | 27.0 | 0.2 | 0.9 | 8 | |
| KMR / L 206.08.8040.020 | ⊙ | ○ | KMR / L 306.08.8040.020 | ○ | ○ | 8.0 | 7.8 | 40.0 | 43.0 | 0.2 | 0.9 | 8 | |
| KMR / L 206.08.8056.020 | ⊙ | ○ | KMR / L 306.08.8056.020 | ○ | ○ | 8.0 | 7.8 | 56.0 | 59.0 | 0.2 | 0.9 | 8 | |

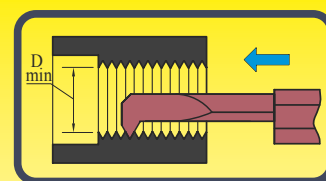
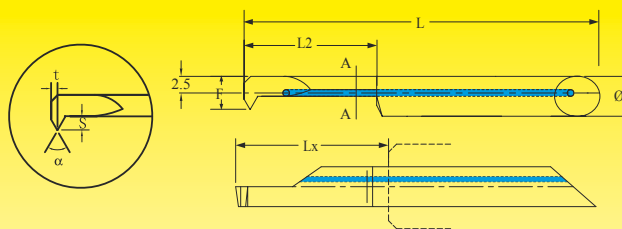



● ● ● ● Основное применение.
○ Возможное применение.

- ⊙ Продукция может отсутствовать на складе.
- Продукция изготавливается под заказ, минимальное количество и срок изготовления по запросу.

МИКРОРЕЗЦЫ ДЛЯ НАРЕЗАНИЯ РЕЗЬБЫ (НЕПОЛНЫЙ ПРОФИЛЬ)
KMR / L 207
KMR / L 215


Изображено правое исполнение реза

KMR / L 307
KMR / L 315


Изображено правое исполнение реза

| Артикул | Статус | | Артикул | Статус | | 0° | D min | F | t | W | L2 | Lx | r | S | ød | P (шаг) | TPI | Совместимая державка |
|----------------------------|--------|-----|----------------------------|--------|-----|----|-------|-----|-----|-----|----|----|------|-----|----|-------------|-------|----------------------|
| | KMR | KML | | KMR | KML | | | | | | | | | | | | | |
| KMR / L 207.04.4515.005125 | ⊙ | ○ | KMR / L 307.04.4515.005125 | ○ | ○ | 60 | 4.5 | 3.8 | 0.7 | 1.5 | 15 | 17 | 0.04 | 1.3 | 4 | p0.5~p1.25 | 48~24 | КМК3.04.***.**** |
| KMR / L 207.05.5515.075125 | ⊙ | ○ | KMR / L 307.05.5515.075125 | ○ | ○ | 60 | 5.5 | 4.8 | 0.7 | 1.5 | 15 | 17 | 0.05 | 1.3 | 5 | p0.75~p1.25 | 48~24 | КМК3.05.***.**** |
| KMR / L 207.06.7020.075150 | ⊙ | ○ | KMR / L 307.06.7020.075150 | ○ | ○ | 60 | 7.0 | 5.8 | 0.8 | 1.7 | 20 | 23 | 0.05 | 1.6 | 6 | p0.75~p1.5 | 28~16 | КМК3.06.***.**** |
| KMR / L 207.08.7020.075150 | ⊙ | ○ | KMR / L 307.08.7020.075150 | ○ | ○ | 60 | 8.0 | 6.8 | 0.8 | 1.7 | 20 | 28 | 0.05 | 1.8 | 8 | p0.75~p1.5 | 28~16 | КМК3.08.***.**** |
| KMR / L 207.08.9025.100200 | ⊙ | ○ | KMR / L 307.08.9025.100200 | ○ | ○ | 60 | 9.0 | 7.8 | 1.2 | 2.5 | 25 | 33 | 0.07 | 2.0 | 8 | p1.0~p2.0 | 20~12 | КМК3.08.***.**** |
| KMR / L 215.04.4515.3224 | ⊙ | ○ | KMR / L 315.04.4515.3224 | ○ | ○ | 55 | 4.5 | 3.8 | 0.7 | 1.5 | 15 | 17 | 0.05 | 1.3 | 4 | | 32~24 | КМК3.04.***.**** |
| KMR / L 215.05.5515.3224 | ⊙ | ○ | KMR / L 315.05.5515.3224 | ○ | ○ | 55 | 5.5 | 4.8 | 0.7 | 1.5 | 15 | 17 | 0.05 | 1.3 | 5 | | 32~24 | КМК3.05.***.**** |
| KMR / L 215.06.7020.2820 | ⊙ | ○ | KMR / L 315.06.7020.2820 | ○ | ○ | 55 | 7.0 | 5.8 | 0.8 | 1.7 | 20 | 23 | 0.10 | 1.6 | 6 | | 28~20 | КМК3.06.***.**** |
| KMR / L 215.08.8020.2820 | ⊙ | ○ | KMR / L 315.08.8020.2820 | ○ | ○ | 55 | 8.0 | 6.8 | 0.8 | 1.7 | 20 | 28 | 0.10 | 1.8 | 8 | | 28~20 | КМК3.08.***.**** |
| KMR / L 215.08.9025.2814 | ⊙ | ○ | KMR / L 315.08.9025.2814 | ○ | ○ | 55 | 9.0 | 7.8 | 1.2 | 2.5 | 25 | 33 | 0.10 | 2.0 | 8 | | 28~14 | КМК3.08.***.**** |




● ● ● ● Основное применение.

○ Возможное применение.

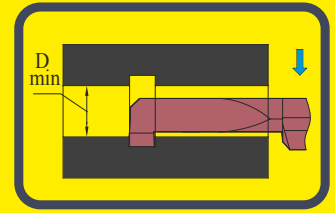
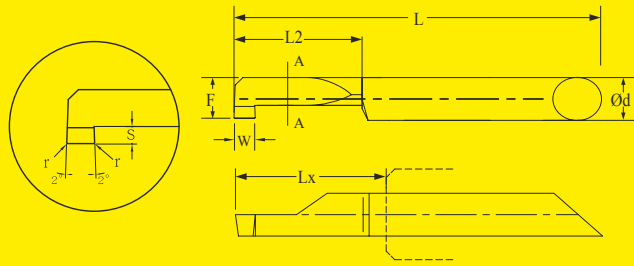
- ⊙ Продукция может отсутствовать на складе.
- Продукция изготавливается под заказ, минимальное количество и срок изготовления по запросу.

МИКРОРЕЗЦЫ ДЛЯ РАДИАЛЬНЫХ КАНАВОК


KMR / L 208



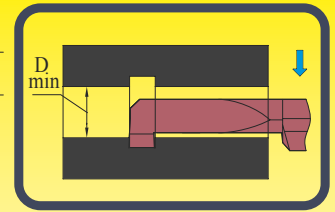
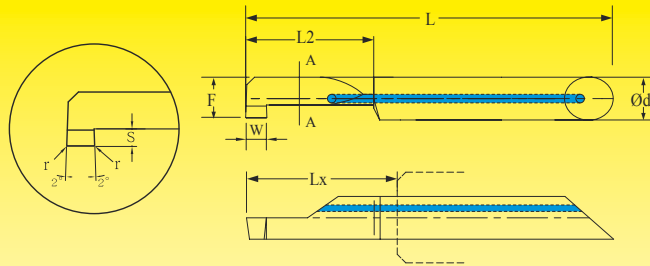
Изображено правое исполнение резца



KMR / L 308



Изображено правое исполнение резца




| Артикул | Статус | | Артикул | Статус | | D min | F | W±0.03 | L2 | Lx | r/c | S | Ød | Совместимая державка |
|--------------------------|--------|-----|--------------------------|--------|-----|-------|-----|--------|----|----|-------|-----|----|----------------------|
| | KMR | KML | | KMR | KML | | | | | | | | | |
| KMR / L 208.04.4010.0508 | ⊙ | ○ | KMR / L 308.04.4010.0508 | ○ | ○ | 4 | 3.7 | 0.5 | 10 | 12 | 0.05C | 0.8 | 4 | КМК3.04.***.**** |
| KMR / L 208.04.4010.1008 | ⊙ | ○ | KMR / L 308.04.4010.1008 | ○ | ○ | 4 | 3.7 | 1.0 | 10 | 12 | 0.1 | 0.8 | 4 | |
| KMR / L 208.04.4010.1508 | ⊙ | ○ | KMR / L 308.04.4010.1508 | ○ | ○ | 4 | 3.7 | 1.5 | 10 | 12 | 0.2 | 0.8 | 4 | |
| KMR / L 208.04.4010.2008 | ⊙ | ○ | KMR / L 308.04.4010.2008 | ○ | ○ | 4 | 3.7 | 2.0 | 10 | 12 | 0.2 | 0.8 | 4 | |
| KMR / L 208.05.5015.0510 | ⊙ | ○ | KMR / L 308.05.5015.0510 | ○ | ○ | 5 | 4.8 | 0.5 | 15 | 17 | 0.05C | 1.0 | 5 | КМК3.05.***.**** |
| KMR / L 208.05.5015.1010 | ⊙ | ○ | KMR / L 308.05.5015.1010 | ○ | ○ | 5 | 4.8 | 1.0 | 15 | 17 | 0.1 | 1.0 | 5 | |
| KMR / L 208.05.5015.1510 | ⊙ | ○ | KMR / L 308.05.5015.1510 | ○ | ○ | 5 | 4.8 | 1.5 | 15 | 17 | 0.2 | 1.0 | 5 | |
| KMR / L 208.05.5015.2010 | ⊙ | ○ | KMR / L 308.05.5015.2010 | ○ | ○ | 5 | 4.8 | 2.0 | 15 | 17 | 0.2 | 1.0 | 5 | |
| KMR / L 208.06.6020.1015 | ⊙ | ○ | KMR / L 308.06.6020.1015 | ○ | ○ | 6 | 5.8 | 1.0 | 20 | 18 | 0.1 | 1.5 | 6 | КМК3.06.***.**** |
| KMR / L 208.06.6020.1515 | ⊙ | ○ | KMR / L 308.06.6020.1515 | ○ | ○ | 6 | 5.8 | 1.5 | 20 | 18 | 0.2 | 1.5 | 6 | |
| KMR / L 208.06.6020.2015 | ⊙ | ○ | KMR / L 308.06.6020.2015 | ○ | ○ | 6 | 5.8 | 2.0 | 20 | 18 | 0.2 | 1.5 | 6 | |
| KMR / L 208.08.7020.1018 | ⊙ | ○ | KMR / L 308.08.7020.1018 | ○ | ○ | 7 | 6.8 | 1.0 | 20 | 23 | 0.1 | 1.8 | 8 | КМК3.08.***.**** |
| KMR / L 208.08.7020.1518 | ⊙ | ○ | KMR / L 308.08.7020.1518 | ○ | ○ | 7 | 6.8 | 1.5 | 20 | 23 | 0.2 | 1.8 | 8 | |
| KMR / L 208.08.7020.2018 | ⊙ | ○ | KMR / L 308.08.7020.2018 | ○ | ○ | 7 | 6.8 | 2.0 | 20 | 23 | 0.2 | 1.8 | 8 | |
| KMR / L 208.08.8025.1020 | ⊙ | ○ | KMR / L 308.08.8025.1020 | ○ | ○ | 8 | 7.8 | 1.0 | 25 | 28 | 0.1 | 2.0 | 8 | |
| KMR / L 208.08.8025.1520 | ⊙ | ○ | KMR / L 308.08.8025.1520 | ○ | ○ | 8 | 7.8 | 1.5 | 25 | 28 | 0.2 | 2.0 | 8 | |
| KMR / L 208.08.8025.2020 | ⊙ | ○ | KMR / L 308.08.8025.2020 | ○ | ○ | 8 | 7.8 | 2.0 | 25 | 28 | 0.2 | 2.0 | 8 | |



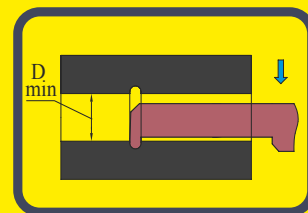
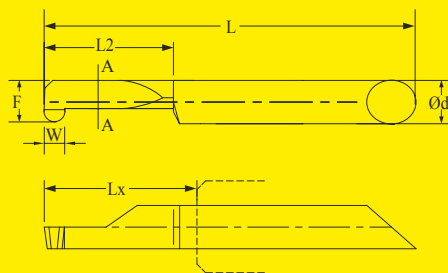
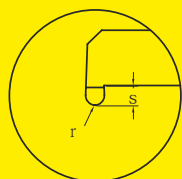

● ● ● ● Основное применение.

○ Возможное применение.

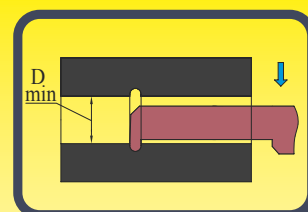
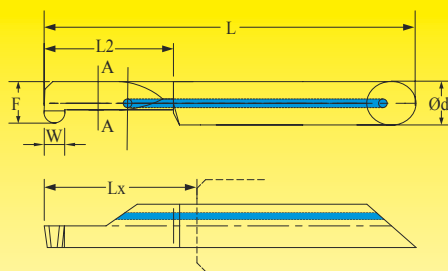
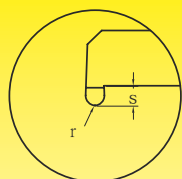
- ⊙ Продукция может отсутствовать на складе.
- Продукция изготавливается под заказ, минимальное количество и срок изготовления по запросу.

МИКРОРЕЗЦЫ ДЛЯ РАДИАЛЬНЫХ РАДИУСНЫХ КАНАВОК
KMR / L 209


Изображено правое исполнение реза


KMR / L 309


Изображено правое исполнение реза



| Артикул | Статус | | Артикул | Статус | | D min | F | W±0.03 | L2 | Lx | r | S | Ød | Совместимая державка |
|--------------------------|--------|-----|--------------------------|--------|-----|-------|-----|--------|----|----|------|-----|----|----------------------|
| | KMR | KML | | KMR | KML | | | | | | | | | |
| KMR / L 209.04.4010.1008 | ⊙ | ○ | KMR / L 309.04.4010.1008 | ○ | ○ | 4 | 3.8 | 1.0 | 10 | 12 | 0.5 | 0.8 | 4 | КМК3.04.***.**** |
| KMR / L 209.04.4010.1508 | ⊙ | ○ | KMR / L 309.04.4010.1508 | ○ | ○ | 4 | 3.8 | 1.5 | 10 | 12 | 0.75 | 0.8 | 4 | |
| KMR / L 209.04.4010.2010 | ⊙ | ○ | KMR / L 309.04.4010.2010 | ○ | ○ | 4 | 3.8 | 2.0 | 10 | 12 | 1.0 | 1.0 | 4 | |
| KMR / L 209.05.5015.1010 | ⊙ | ○ | KMR / L 309.05.5015.1010 | ○ | ○ | 5 | 4.8 | 1.0 | 15 | 17 | 0.5 | 1.0 | 5 | КМК3.05.***.**** |
| KMR / L 209.05.5015.1510 | ⊙ | ○ | KMR / L 309.05.5015.1510 | ○ | ○ | 5 | 4.8 | 1.5 | 15 | 17 | 0.75 | 1.0 | 5 | |
| KMR / L 209.05.5015.2012 | ⊙ | ○ | KMR / L 309.05.5015.2012 | ○ | ○ | 5 | 4.8 | 2.0 | 15 | 17 | 1.0 | 1.2 | 5 | |
| KMR / L 209.06.6020.1015 | ⊙ | ○ | KMR / L 309.06.6020.1015 | ○ | ○ | 6 | 5.8 | 1.0 | 20 | 18 | 0.5 | 1.5 | 6 | КМК3.06.***.**** |
| KMR / L 209.06.6020.1515 | ⊙ | ○ | KMR / L 309.06.6020.1515 | ○ | ○ | 6 | 5.8 | 1.5 | 20 | 18 | 0.75 | 1.5 | 6 | |
| KMR / L 209.06.6020.2015 | ⊙ | ○ | KMR / L 309.06.6020.2015 | ○ | ○ | 6 | 5.8 | 2.0 | 20 | 18 | 1.0 | 1.5 | 6 | |
| KMR / L 209.08.7020.1018 | ⊙ | ○ | KMR / L 309.08.7020.1018 | ○ | ○ | 7 | 6.8 | 1.0 | 20 | 23 | 0.5 | 1.8 | 8 | КМК3.08.***.**** |
| KMR / L 209.08.7020.1518 | ⊙ | ○ | KMR / L 309.08.7020.1518 | ○ | ○ | 7 | 6.8 | 1.5 | 20 | 23 | 0.75 | 1.8 | 8 | |
| KMR / L 209.08.7020.2018 | ⊙ | ○ | KMR / L 309.08.7020.2018 | ○ | ○ | 7 | 6.8 | 2.0 | 20 | 23 | 1.0 | 1.8 | 8 | |
| KMR / L 209.08.8025.1020 | ⊙ | ○ | KMR / L 309.08.8025.1020 | ○ | ○ | 8 | 7.8 | 1.0 | 25 | 28 | 0.5 | 2.0 | 8 | |
| KMR / L 209.08.8025.1520 | ⊙ | ○ | KMR / L 309.08.8025.1520 | ○ | ○ | 8 | 7.8 | 1.5 | 25 | 28 | 0.75 | 2.0 | 8 | |
| KMR / L 209.08.8025.2020 | ⊙ | ○ | KMR / L 309.08.8025.2020 | ○ | ○ | 8 | 7.8 | 2.0 | 25 | 28 | 1.0 | 2.0 | 8 | |



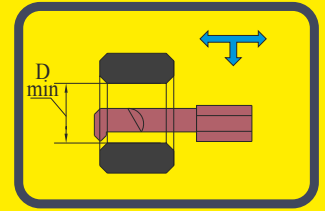
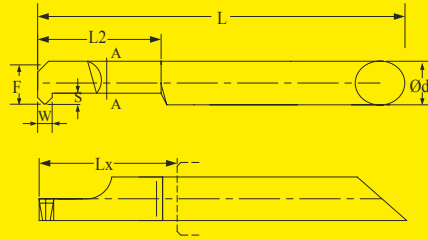
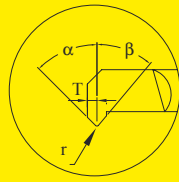

● ● ● ● Основное применение.
○ Возможное применение.

- ⊙ Продукция может отсутствовать на складе.
- Продукция изготавливается под заказ, минимальное количество и срок изготовления по запросу.

МИКРОРЕЗЦЫ ДЛЯ ОБРАЗОВАНИЯ ФАСОК

KMR / L 210

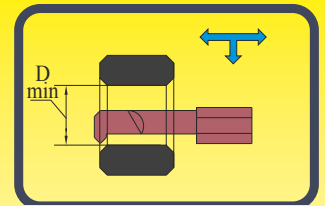
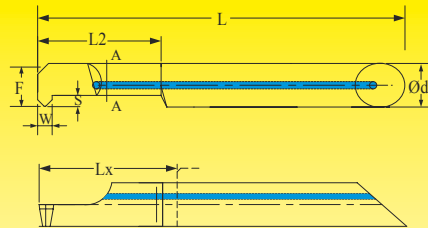
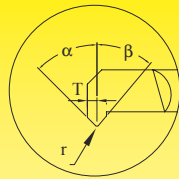

KMR / L 216



Изображено правое исполнение резца

KMR / L 310

KMR / L 316




Изображено правое исполнение резца

| Артикул | Статус | | Артикул | Статус | | α / β | D _{min} | F | T | W | L2 | Lx | r | S | Ød | Совместимая державка |
|---------------------------|--------|-----|---------------------------|--------|-----|------------------|------------------|-----|------|-----|----|----|-----|-----|----|----------------------|
| | KMR | KML | | KMR | KML | | | | | | | | | | | |
| KMR / L 210.04.4010.2010 | ⊙ | ○ | KMR / L 310.04.4010.2010 | ○ | ○ | 45° / 40° | 4 | 3.8 | 1.0 | 2.0 | 10 | 12 | 0.2 | 1.0 | 4 | КМК3.04.***.**** |
| KMR / L 210.04.4015.2010 | ⊙ | ○ | KMR / L 310.04.4015.2010 | ○ | ○ | 45° / 40° | 4 | 3.8 | 1.0 | 2.0 | 15 | 17 | 0.2 | 1.0 | 4 | |
| KMR / L 210.06.6015.2515 | ⊙ | ○ | KMR / L 310.06.6015.2515 | ○ | ○ | 45° / 40° | 6 | 5.8 | 1.25 | 2.5 | 15 | 18 | 0.2 | 1.5 | 6 | КМК3.06.***.**** |
| KMR / L 210.06.6025.2515 | ⊙ | ○ | KMR / L 310.06.6025.2515 | ○ | ○ | 45° / 40° | 6 | 5.8 | 1.25 | 2.5 | 25 | 28 | 0.2 | 1.5 | 6 | |
| KMR / L 210.08.8020.3020 | ⊙ | ○ | KMR / L 310.08.8020.3020 | ○ | ○ | 45° / 40° | 8 | 7.8 | 1.5 | 3.0 | 20 | 23 | 0.2 | 2.0 | 8 | КМК3.08.***.**** |
| KMR / L 210.08.8030.3020 | ⊙ | ○ | KMR / L 310.08.8030.3020 | ○ | ○ | 45° / 40° | 8 | 7.8 | 1.5 | 3.0 | 30 | 33 | 0.2 | 2.0 | 8 | |
| KMR / L 216.04.4010S.2010 | ⊙ | ○ | KMR / L 316.04.4010S.2010 | ○ | ○ | 45° / 45° | 4 | 3.8 | 1.0 | 2.0 | 10 | 12 | 0.2 | 1.0 | 4 | КМК3.04.***.**** |
| KMR / L 216.04.4015S.2010 | ⊙ | ○ | KMR / L 316.04.4015S.2010 | ○ | ○ | 45° / 45° | 4 | 3.8 | 1.0 | 2.0 | 15 | 17 | 0.2 | 1.0 | 4 | |
| KMR / L 216.06.6015S.2515 | ⊙ | ○ | KMR / L 316.06.6015S.2515 | ○ | ○ | 45° / 45° | 6 | 5.8 | 1.25 | 2.5 | 15 | 18 | 0.2 | 1.5 | 6 | КМК3.06.***.**** |
| KMR / L 216.06.6025S.2515 | ⊙ | ○ | KMR / L 316.06.6025S.2515 | ○ | ○ | 45° / 45° | 6 | 5.8 | 1.25 | 2.5 | 25 | 28 | 0.2 | 1.5 | 6 | |
| KMR / L 216.08.8020S.3020 | ⊙ | ○ | KMR / L 316.08.8020S.3020 | ○ | ○ | 45° / 45° | 8 | 7.8 | 1.5 | 3.0 | 20 | 23 | 0.2 | 2.0 | 8 | КМК3.08.***.**** |
| KMR / L 216.08.8030S.3020 | ⊙ | ○ | KMR / L 316.08.8030S.3020 | ○ | ○ | 45° / 45° | 8 | 7.8 | 1.5 | 3.0 | 30 | 33 | 0.2 | 2.0 | 8 | |

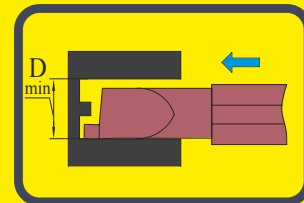
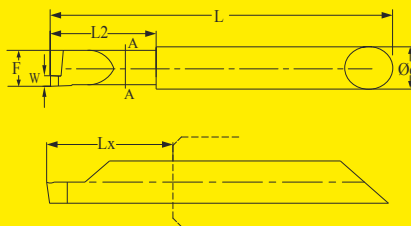
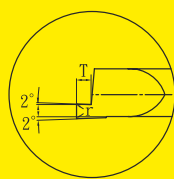



● ● ● ● Основное применение.
○ Возможное применение.

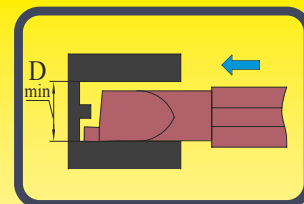
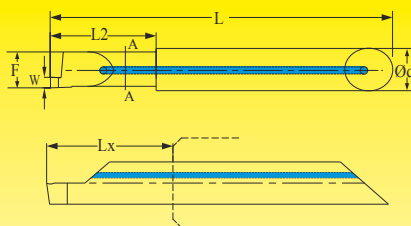
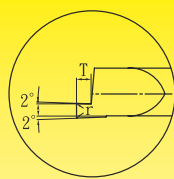
- ⊙ Продукция может отсутствовать на складе.
- Продукция изготавливается под заказ, минимальное количество и срок изготовления по запросу.

МИКРОРЕЗЦЫ ДЛЯ АКСИАЛЬНЫХ КАНАВОК
KMR / L 211


Изображено правое исполнение реза


KMR / L 311


Изображено правое исполнение реза



| Артикул | Статус | | Артикул | Статус | | D min | F | W±0.03 | T | L2 | Lx | r | Ød | Совместимая державка |
|--------------------------|--------|-----|--------------------------|--------|-----|-------|-----|--------|-----|----|----|-----|----|----------------------|
| | KMR | KML | | KMR | KML | | | | | | | | | |
| KMR / L 211.04.4010.1020 | ⊙ | ○ | KMR / L 311.04.4010.1020 | ○ | ○ | 4 | 3.8 | 1.0 | 2.0 | 10 | 12 | 0.1 | 4 | КМК3.04.***.**** |
| KMR / L 211.04.4010.1530 | ⊙ | ○ | KMR / L 311.04.4010.1530 | ○ | ○ | 4 | 3.8 | 1.5 | 3.0 | 10 | 12 | 0.2 | 4 | |
| KMR / L 211.04.4010.2030 | ⊙ | ○ | KMR / L 311.04.4010.2030 | ○ | ○ | 4 | 3.8 | 2.0 | 3.0 | 10 | 12 | 0.2 | 4 | |
| KMR / L 211.06.6020.1020 | ⊙ | ○ | KMR / L 311.06.6020.1020 | ○ | ○ | 6 | 5.8 | 1.0 | 2.0 | 20 | 23 | 0.1 | 6 | КМК3.06.***.**** |
| KMR / L 211.06.6020.1530 | ⊙ | ○ | KMR / L 311.06.6020.1530 | ○ | ○ | 6 | 5.8 | 1.5 | 3.0 | 20 | 23 | 0.2 | 6 | |
| KMR / L 211.06.6020.2030 | ⊙ | ○ | KMR / L 311.06.6020.2030 | ○ | ○ | 6 | 5.8 | 2.0 | 3.0 | 20 | 23 | 0.2 | 6 | |
| KMR / L 211.08.8025.1020 | ⊙ | ○ | KMR / L 311.08.8025.1020 | ○ | ○ | 8 | 7.8 | 1.0 | 2.0 | 25 | 28 | 0.1 | 8 | КМК3.08.***.**** |
| KMR / L 211.08.8025.1530 | ⊙ | ○ | KMR / L 311.08.8025.1530 | ○ | ○ | 8 | 7.8 | 1.5 | 3.0 | 25 | 28 | 0.2 | 8 | |
| KMR / L 211.08.8025.2030 | ⊙ | ○ | KMR / L 311.08.8025.2030 | ○ | ○ | 8 | 7.8 | 2.0 | 3.0 | 25 | 28 | 0.2 | 8 | |
| KMR / L 211.08.8025.2540 | ⊙ | ○ | KMR / L 311.08.8025.2540 | ○ | ○ | 8 | 7.8 | 2.5 | 4.0 | 25 | 28 | 0.2 | 8 | |
| KMR / L 211.08.8025.3040 | ⊙ | ○ | KMR / L 311.08.8025.3040 | ○ | ○ | 8 | 7.8 | 3.0 | 4.0 | 25 | 28 | 0.3 | 8 | |




●●●● Основное применение.

○ Возможное применение.

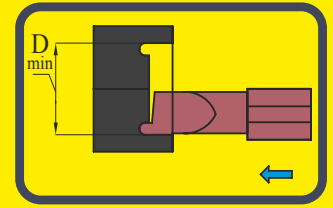
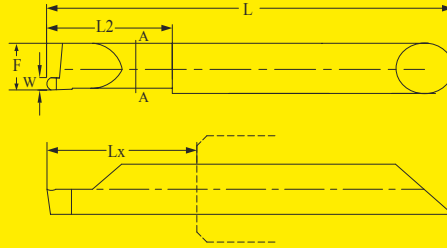
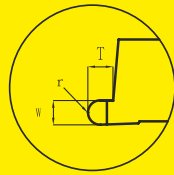
- ⊙ Продукция может отсутствовать на складе.
- Продукция изготавливается под заказ, минимальное количество и срок изготовления по запросу.

МИКРОРЕЗЦЫ ДЛЯ РАДИУСНЫХ АКСИАЛЬНЫХ КАНАВОК


KMR / L 212



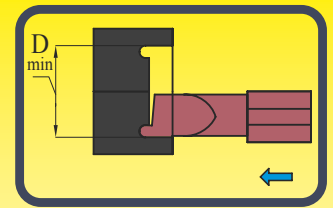
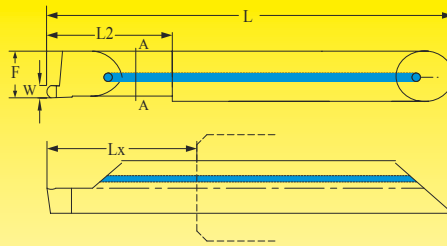
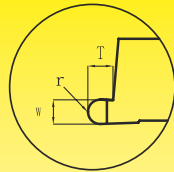
Изображено правое исполнение резца



KMR / L 312



Изображено правое исполнение резца



| Артикул | Статус | | Артикул | Статус | | D min | F | W±0.03 | T | L2 | Lx | r | ød | Совместимая державка |
|--------------------------|--------|-----|--------------------------|--------|-----|-------|-----|--------|-----|----|----|------|----|----------------------|
| | KMR | KML | | KMR | KML | | | | | | | | | |
| KMR / L 212.04.4010.1020 | ⊙ | ○ | KMR / L 312.04.4010.1020 | ○ | ○ | 4 | 3.8 | 1.0 | 2.0 | 10 | 12 | 0.5 | 4 | КМКЗ.04.***.**** |
| KMR / L 212.04.4010.1520 | ⊙ | ○ | KMR / L 312.04.4010.1520 | ○ | ○ | 4 | 3.8 | 1.5 | 2.0 | 10 | 12 | 0.75 | 4 | |
| KMR / L 212.04.4010.2030 | ⊙ | ○ | KMR / L 312.04.4010.2030 | ○ | ○ | 4 | 3.8 | 2.0 | 3.0 | 10 | 12 | 1.0 | 4 | |
| KMR / L 212.06.6020.1020 | ⊙ | ○ | KMR / L 312.06.6020.1020 | ○ | ○ | 6 | 5.8 | 1.0 | 2.0 | 20 | 23 | 0.5 | 6 | КМКЗ.06.***.**** |
| KMR / L 212.06.6020.1530 | ⊙ | ○ | KMR / L 312.06.6020.1530 | ○ | ○ | 6 | 5.8 | 1.5 | 3.0 | 20 | 23 | 0.75 | 6 | |
| KMR / L 212.06.6020.2030 | ⊙ | ○ | KMR / L 312.06.6020.2030 | ○ | ○ | 6 | 5.8 | 2.0 | 3.0 | 20 | 23 | 1.0 | 6 | |
| KMR / L 212.08.8025.1020 | ⊙ | ○ | KMR / L 312.08.8025.1020 | ○ | ○ | 8 | 7.8 | 1.0 | 2.0 | 25 | 28 | 0.5 | 8 | КМКЗ.08.***.**** |
| KMR / L 212.08.8025.1530 | ⊙ | ○ | KMR / L 312.08.8025.1530 | ○ | ○ | 8 | 7.8 | 1.5 | 3.0 | 25 | 28 | 0.75 | 8 | |
| KMR / L 212.08.8025.2030 | ⊙ | ○ | KMR / L 312.08.8025.2030 | ○ | ○ | 8 | 7.8 | 2.0 | 3.0 | 25 | 28 | 1.0 | 8 | |
| KMR / L 212.08.8025.2540 | ⊙ | ○ | KMR / L 312.08.8025.2540 | ○ | ○ | 8 | 7.8 | 2.5 | 4.0 | 25 | 28 | 1.25 | 8 | |
| KMR / L 212.08.8025.3040 | ⊙ | ○ | KMR / L 312.08.8025.3040 | ○ | ○ | 8 | 7.8 | 3.0 | 4.0 | 25 | 28 | 1.5 | 8 | |

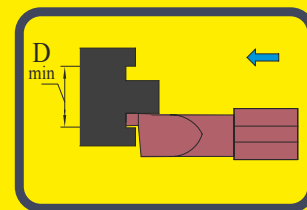
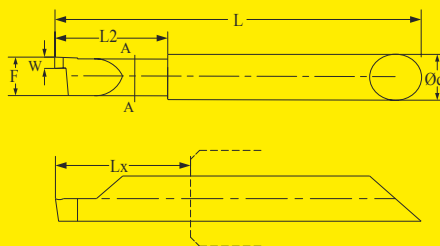
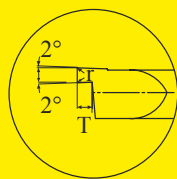



● ● ● ● Основное применение.
○ Возможное применение.

- ⊙ Продукция может отсутствовать на складе.
- Продукция изготавливается под заказ, минимальное количество и срок изготовления по запросу.

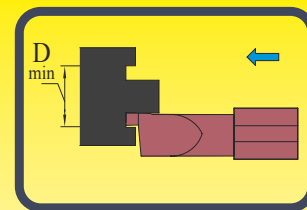
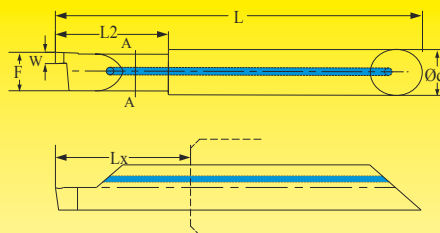
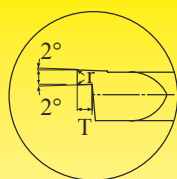

МИКРОРЕЗЦЫ ДЛЯ АКСИАЛЬНЫХ КАНАВОК ВДОЛЬ ВАЛА

KMR / L 213





Изображено правое исполнение реза

KMR / L 313



Изображено правое исполнение реза

| Артикул | Статус | | Артикул | Статус | | D min | F | W±0.03 | T | L2 | Lx | r | Ød | Совместимая державка |
|--------------------------|--------|-----|--------------------------|--------|-----|-------|-----|--------|-----|----|----|-----|----|----------------------|
| | KMR | KML | | KMR | KML | | | | | | | | | |
| KMR / L 213.04.4010.1020 | ⊙ | ○ | KMR / L 313.04.4010.1020 | ○ | ○ | 4 | 3.8 | 1.0 | 2.0 | 10 | 12 | 0.1 | 4 | КМК3.04.***.**** |
| KMR / L 213.04.4010.1520 | ⊙ | ○ | KMR / L 313.04.4010.1520 | ○ | ○ | 4 | 3.8 | 1.5 | 2.0 | 10 | 12 | 0.2 | 4 | |
| KMR / L 213.04.4010.2030 | ⊙ | ○ | KMR / L 313.04.4010.2030 | ○ | ○ | 4 | 3.8 | 2.0 | 3.0 | 10 | 12 | 0.2 | 4 | |
| KMR / L 213.06.6020.1020 | ⊙ | ○ | KMR / L 313.06.6020.1020 | ○ | ○ | 6 | 5.8 | 1.0 | 2.0 | 20 | 23 | 0.1 | 6 | КМК3.06.***.**** |
| KMR / L 213.06.6020.1530 | ⊙ | ○ | KMR / L 313.06.6020.1530 | ○ | ○ | 6 | 5.8 | 1.5 | 3.0 | 20 | 23 | 0.2 | 6 | |
| KMR / L 213.06.6020.2030 | ⊙ | ○ | KMR / L 313.06.6020.2030 | ○ | ○ | 6 | 5.8 | 2.0 | 3.0 | 20 | 23 | 0.2 | 6 | |
| KMR / L 213.08.8025.1020 | ⊙ | ○ | KMR / L 313.08.8025.1020 | ○ | ○ | 8 | 7.8 | 1.0 | 2.0 | 25 | 28 | 0.1 | 8 | КМК3.08.***.**** |
| KMR / L 213.08.8025.1530 | ⊙ | ○ | KMR / L 313.08.8025.1530 | ○ | ○ | 8 | 7.8 | 1.5 | 3.0 | 25 | 28 | 0.2 | 8 | |
| KMR / L 213.08.8025.2030 | ⊙ | ○ | KMR / L 313.08.8025.2030 | ○ | ○ | 8 | 7.8 | 2.0 | 3.0 | 25 | 28 | 0.2 | 8 | |
| KMR / L 213.08.8025.2540 | ⊙ | ○ | KMR / L 313.08.8025.2540 | ○ | ○ | 8 | 7.8 | 2.5 | 4.0 | 25 | 28 | 0.2 | 8 | |
| KMR / L 213.08.8025.3040 | ⊙ | ○ | KMR / L 313.08.8025.3040 | ○ | ○ | 8 | 7.8 | 3.0 | 4.0 | 25 | 28 | 0.3 | 8 | |



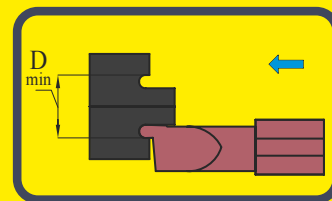
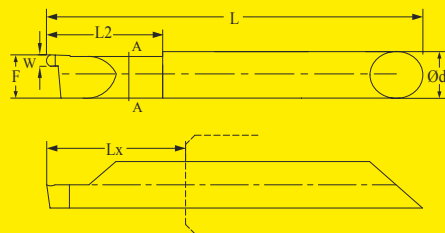
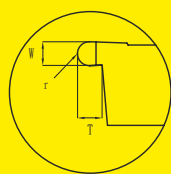

●●●● Основное применение.

○ Возможное применение.

- ⊙ Продукция может отсутствовать на складе.
- Продукция изготавливается под заказ, минимальное количество и срок изготовления по запросу.

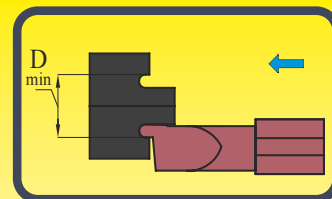
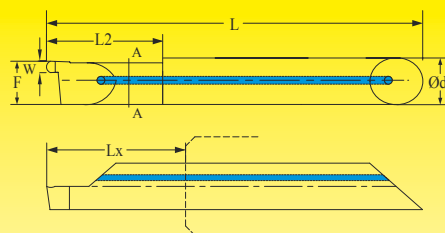
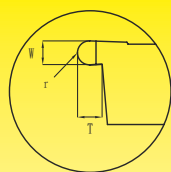

МИКРОРЕЗЦЫ ДЛЯ РАДИУСНЫХ АКСИАЛЬНЫХ КАНАВОК ВДОЛЬ ВАЛА

KMR / L 214



Изображено правое исполнение резца

KMR / L 314



Изображено правое исполнение резца

| Артикул | Статус | | Артикул | Статус | | D min | F | W±0.03 | T | L2 | Lx | r | ød | Совместимая державка |
|--------------------------|--------|-----|--------------------------|--------|-----|-------|-----|--------|-----|----|----|------|----|----------------------|
| | KMR | KML | | KMR | KML | | | | | | | | | |
| KMR / L 214.04.4010.1020 | ⊙ | ○ | KMR / L 314.04.4010.1020 | ○ | ○ | 4 | 3.8 | 1.0 | 2.0 | 10 | 12 | 0.5 | 4 | КМК3.04.***.**** |
| KMR / L 214.04.4010.1520 | ⊙ | ○ | KMR / L 314.04.4010.1520 | ○ | ○ | 4 | 3.8 | 1.5 | 2.0 | 10 | 12 | 0.75 | 4 | |
| KMR / L 214.04.4010.2030 | ⊙ | ○ | KMR / L 314.04.4010.2030 | ○ | ○ | 4 | 3.8 | 2.0 | 3.0 | 10 | 12 | 1.0 | 4 | |
| KMR / L 214.06.6020.1020 | ⊙ | ○ | KMR / L 314.06.6020.1020 | ○ | ○ | 6 | 5.8 | 1.0 | 2.0 | 20 | 23 | 0.5 | 6 | КМК3.06.***.**** |
| KMR / L 214.06.6020.1530 | ⊙ | ○ | KMR / L 314.06.6020.1530 | ○ | ○ | 6 | 5.8 | 1.5 | 3.0 | 20 | 23 | 0.75 | 6 | |
| KMR / L 214.06.6020.2030 | ⊙ | ○ | KMR / L 314.06.6020.2030 | ○ | ○ | 6 | 5.8 | 2.0 | 3.0 | 20 | 23 | 1.0 | 6 | |
| KMR / L 214.08.8025.1020 | ⊙ | ○ | KMR / L 314.08.8025.1020 | ○ | ○ | 8 | 7.8 | 1.0 | 2.0 | 25 | 28 | 0.5 | 8 | КМК3.08.***.**** |
| KMR / L 214.08.8025.1530 | ⊙ | ○ | KMR / L 314.08.8025.1530 | ○ | ○ | 8 | 7.8 | 1.5 | 3.0 | 25 | 28 | 0.75 | 8 | |
| KMR / L 214.08.8025.2030 | ⊙ | ○ | KMR / L 314.08.8025.2030 | ○ | ○ | 8 | 7.8 | 2.0 | 3.0 | 25 | 28 | 1.0 | 8 | |
| KMR / L 214.08.8025.2540 | ⊙ | ○ | KMR / L 314.08.8025.2540 | ○ | ○ | 8 | 7.8 | 2.5 | 4.0 | 25 | 28 | 1.25 | 8 | |
| KMR / L 214.08.8025.3040 | ⊙ | ○ | KMR / L 314.08.8025.3040 | ○ | ○ | 8 | 7.8 | 3.0 | 4.0 | 25 | 28 | 1.5 | 8 | |



● ● ● ● Основное применение.
○ Возможное применение.


- ⊙ Продукция может отсутствовать на складе.
- Продукция изготавливается под заказ, минимальное количество и срок изготовления по запросу.



НОВИНКИ




10.2022.



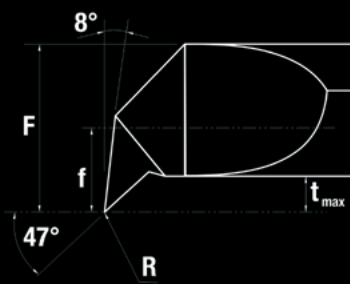
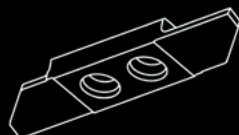
ФРЕЗЫ
СО СМЕННЫМИ
ПЛАСТИНАМИ

СВМ
ПЛАСТИНЫ

TOOLS



РЕЗЬБОНАРЕЗНЫЕ ФРЕЗЫ
СО СМЕННЫМИ ПЛАСТИНАМИ



НОВИНКИ. 2022
ФРЕЗЫ ДЛЯ ОБЩЕЙ ОБРАБОТКИ МАТЕРИАЛОВ



ИНСТРУМЕНТ
ДЛЯ ТОКАРНЫХ АВТОМАТОВ
ПРОДОЛЬНОГО ТОЧЕНИЯ



2022
TOOLS №1



СВЁРЛА

СО СМЕННЫМИ
ГОЛОВКАМИ



СО СМЕННЫМИ
ПЛАСТИНАМИ

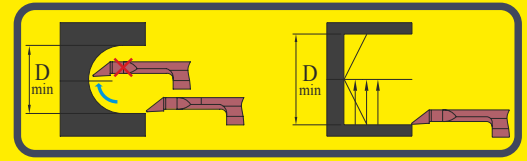
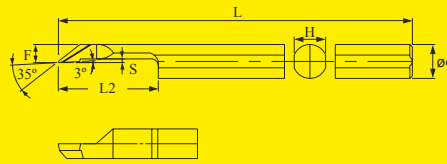

РАЗДЕЛ 2

**ИНСТРУМЕНТ
ДЛЯ ОБРАБОТКИ ОТВЕРСТИЙ
МАЛЫХ ДИАМЕТРОВ
(от 2,0 мм)**

| №№ СЕРИЙ | НАЗНАЧЕНИЕ ИНСТРУМЕНТА | стр. |
|-----------------|---|-------------|
| | МИКРОРЕЗЦЫ ДЛЯ ОБРАБОТКИ ДНА ОТВЕРСТИЯ | 23 |
| | МИКРОРЕЗЦЫ ДЛЯ ПРОФИЛЬНОГО ТОЧЕНИЯ | 24 |
| | МИКРОРЕЗЦЫ УСИЛЕННЫЕ ДЛЯ ПРОФИЛЬНОГО ТОЧЕНИЯ | 25 |
| | МИКРОРЕЗЦЫ ДЛЯ ОБРАТНОГО ТОЧЕНИЯ | 26 |
| | МИКРОРЕЗЦЫ УСИЛЕННЫЕ ДЛЯ ТОЧЕНИЯ 75° | 27 |
| | МИКРОРЕЗЦЫ УСИЛЕННЫЕ ДЛЯ ТОЧЕНИЯ 93° | 28 |
| | МИКРОРЕЗЦЫ ДЛЯ НАРЕЗАНИЯ РЕЗЬБЫ | 29 |
| | МИКРОРЕЗЦЫ ДЛЯ РАДИАЛЬНЫХ КАНАВОК | 30 |
| | МИКРОРЕЗЦЫ ДЛЯ ОБРАЗОВАНИЯ ФАСОК | 32 |
| | МИКРОРЕЗЦЫ ДЛЯ АКСИАЛЬНЫХ КАНАВОК | 33 |
| | МИКРОРЕЗЦЫ ДЛЯ АКСИАЛЬНЫХ КАНАВОК ВДОЛЬ ВАЛА | 35 |

МИКРОРЕЗЦЫ ДЛЯ ОБРАБОТКИ ДНА ОТВЕРСТИЯ

KMR / L 101



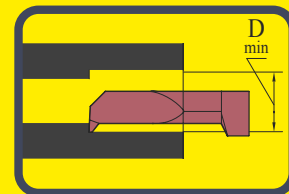
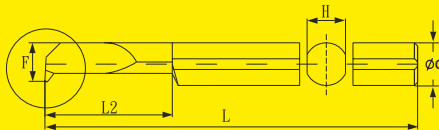
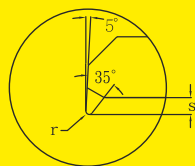

Изображено правое исполнение резца

| Артикул | Статус | | D min | F | L2 | L | r | S | ød | Совместимая державка |
|--------------------------|--------|-----|-------|------|------|----|-----|-----|----|--------------------------------------|
| | KMR | KML | | | | | | | | |
| KMR / L 101.04.3009.010 | ⊙ | ○ | 3 | 1.65 | 9.0 | 40 | 0.1 | 0.3 | 4 | KM1A.04.*** **** KM1B.04.*** **** |
| KMR / L 101.04.3015.010 | ⊙ | ○ | 3 | 1.65 | 15.0 | 45 | 0.1 | 0.3 | 4 | |
| KMR / L 101.04.4012.010 | ⊙ | ○ | 4 | 2.15 | 12.0 | 42 | 0.1 | 0.5 | 4 | |
| KMR / L 101.04.4020.010 | ⊙ | ○ | 4 | 2.15 | 20.0 | 50 | 0.1 | 0.5 | 4 | KM1A.06.*** **** KM1B.06.*** **** |
| KMR / L 101.06.5015.020 | ⊙ | ○ | 5 | 2.7 | 15.0 | 50 | 0.2 | 0.6 | 6 | |
| KMR / L 101.06.5025.020 | ⊙ | ○ | 5 | 2.7 | 25.0 | 60 | 0.2 | 0.6 | 6 | |
| KMR / L 101.06.6020.020 | ⊙ | ○ | 6 | 3.2 | 20.0 | 55 | 0.2 | 0.6 | 6 | |
| KMR / L 101.06.6030.020 | ⊙ | ○ | 6 | 3.2 | 30.0 | 65 | 0.2 | 0.6 | 6 | KM1A.08.*** **** KM1B.08.*** **** |
| KMR / L 101.08.7021.020 | ⊙ | ○ | 7 | 3.8 | 21.0 | 60 | 0.2 | 0.6 | 8 | |
| KMR / L 101.08.7035.020 | ⊙ | ○ | 7 | 3.8 | 35.0 | 75 | 0.2 | 0.6 | 8 | |
| KMR / L 101.08.8025.020 | ⊙ | ○ | 8 | 4.3 | 25.0 | 65 | 0.2 | 0.6 | 8 | |
| KMR / L 101.08.8040.020 | ⊙ | ○ | 8 | 4.3 | 40.0 | 80 | 0.2 | 0.6 | 8 | KM1A.10.*** **** KM1B.10.*** **** |
| KMR / L 101.10.10030.040 | ⊙ | ○ | 10 | 5.5 | 30.0 | 75 | 0.4 | 0.8 | 10 | |
| KMR / L 101.10.10050.040 | ⊙ | ○ | 10 | 5.5 | 50.0 | 95 | 0.4 | 0.8 | 10 | |



● ● ● ● Основное применение.
○ Возможное применение.

- ⊙ Продукция может отсутствовать на складе.
- Продукция изготавливается под заказ, минимальное количество и срок изготовления по запросу.

МИКРОРЕЗЦЫ ДЛЯ ПРОФИЛЬНОГО ТОЧЕНИЯ
KMR / L 102


Изображено правое исполнение резца

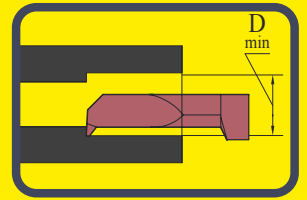
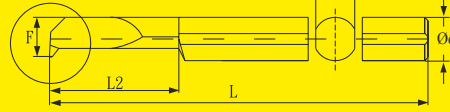
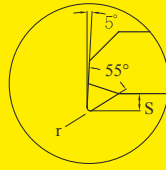

| Артикул | Статус | | D min | F | L2 | L | r | S | ød | Совместимая державка |
|--------------------------|--------|-----|-------|-----|------|-----|-----|-----|----|--|
| | KMR | KML | | | | | | | | |
| KMR / L 102.04.3009.010 | ⊙ | ○ | 3 | 2.8 | 9.0 | 40 | 0.1 | 0.4 | 4 | KM1A.04.*** ***** KM1B.04.*** ***** |
| KMR / L 102.04.3015.010 | ⊙ | ○ | 3 | 2.8 | 15.0 | 45 | 0.1 | 0.4 | 4 | |
| KMR / L 102.04.3021.010 | ⊙ | ○ | 3 | 2.8 | 21.0 | 52 | 0.1 | 0.4 | 4 | |
| KMR / L 102.04.4012.010 | ⊙ | ○ | 4 | 3.8 | 12.0 | 42 | 0.1 | 0.7 | 4 | |
| KMR / L 102.04.4012.020 | ⊙ | ○ | 4 | 3.8 | 12.0 | 42 | 0.2 | 0.7 | 4 | |
| KMR / L 102.04.4020.010 | ⊙ | ○ | 4 | 3.8 | 20.0 | 50 | 0.1 | 0.7 | 4 | |
| KMR / L 102.04.4020.020 | ⊙ | ○ | 4 | 3.8 | 20.0 | 50 | 0.2 | 0.7 | 4 | |
| KMR / L 102.04.4028.010 | ⊙ | ○ | 4 | 3.8 | 28.0 | 60 | 0.1 | 0.7 | 4 | |
| KMR / L 102.04.4028.020 | ⊙ | ○ | 4 | 3.8 | 28.0 | 60 | 0.2 | 0.7 | 4 | |
| KMR / L 102.06.5015.010 | ⊙ | ○ | 5 | 4.8 | 15.0 | 50 | 0.1 | 1.0 | 6 | KM1A.06.*** ***** KM1B.06.*** ***** |
| KMR / L 102.06.5015.020 | ⊙ | ○ | 5 | 4.8 | 15.0 | 50 | 0.2 | 1.0 | 6 | |
| KMR / L 102.06.5025.010 | ⊙ | ○ | 5 | 4.8 | 25.0 | 60 | 0.1 | 1.0 | 6 | |
| KMR / L 102.06.5025.020 | ⊙ | ○ | 5 | 4.8 | 25.0 | 60 | 0.2 | 1.0 | 6 | |
| KMR / L 102.06.5035.010 | ⊙ | ○ | 5 | 4.8 | 35.0 | 70 | 0.1 | 1.0 | 6 | |
| KMR / L 102.06.5035.020 | ⊙ | ○ | 5 | 4.8 | 35.0 | 70 | 0.2 | 1.0 | 6 | |
| KMR / L 102.06.6020.020 | ⊙ | ○ | 6 | 5.8 | 20.0 | 55 | 0.2 | 1.5 | 6 | |
| KMR / L 102.06.6030.020 | ⊙ | ○ | 6 | 5.8 | 30.0 | 65 | 0.2 | 1.5 | 6 | |
| KMR / L 102.06.6042.020 | ⊙ | ○ | 6 | 5.8 | 42.0 | 77 | 0.2 | 1.5 | 6 | |
| KMR / L 102.08.7021.020 | ⊙ | ○ | 7 | 6.8 | 21.0 | 60 | 0.2 | 2.0 | 8 | KM1A.08.*** ***** KM1B.08.*** ***** |
| KMR / L 102.08.7035.020 | ⊙ | ○ | 7 | 6.8 | 35.0 | 75 | 0.2 | 2.0 | 8 | |
| KMR / L 102.08.7049.020 | ⊙ | ○ | 7 | 6.8 | 49.0 | 90 | 0.2 | 2.0 | 8 | |
| KMR / L 102.08.8025.020 | ⊙ | ○ | 8 | 7.8 | 25.0 | 65 | 0.2 | 2.0 | 8 | |
| KMR / L 102.08.8040.020 | ⊙ | ○ | 8 | 7.8 | 40.0 | 80 | 0.2 | 2.0 | 8 | |
| KMR / L 102.08.8056.020 | ⊙ | ○ | 8 | 7.8 | 56.0 | 100 | 0.2 | 2.0 | 8 | |
| KMR / L 102.10.10030.020 | ⊙ | ○ | 10 | 9.8 | 30.0 | 75 | 0.2 | 2.5 | 10 | KM1A.10.*** ***** KM1B.10.*** ***** |
| KMR / L 102.10.10050.020 | ⊙ | ○ | 10 | 9.8 | 50.0 | 95 | 0.2 | 2.5 | 10 | |
| KMR / L 102.10.10070.020 | ⊙ | ○ | 10 | 9.8 | 70.0 | 115 | 0.2 | 2.5 | 10 | |


 ●●●● Основное применение.
 ○ Возможное применение.

- ⊙ Продукция может отсутствовать на складе.
- Продукция изготавливается под заказ, минимальное количество и срок изготовления по запросу.

МИКРОРЕЗЦЫ УСИЛЕННЫЕ ДЛЯ ПРОФИЛЬНОГО ТОЧЕНИЯ

KMR / L 103



Изображено правое исполнение резца

| Артикул | Статус | | D min | F | L2 | L | r | S | Ød | Совместимая державка |
|--------------------------|--------|-----|-------|-----|------|-----|-----|-----|----|--------------------------------------|
| | KMR | KML | | | | | | | | |
| KMR / L 103.04.3009.010 | ☉ | ○ | 3 | 2.8 | 9.0 | 40 | 0.1 | 0.4 | 4 | KM1A.04.*** **** KM1B.04.*** **** |
| KMR / L 103.04.3015.010 | ☉ | ○ | 3 | 2.8 | 15.0 | 45 | 0.1 | 0.4 | 4 | |
| KMR / L 103.04.3021.010 | ☉ | ○ | 3 | 2.8 | 21.0 | 52 | 0.1 | 0.4 | 4 | |
| KMR / L 103.04.4012.010 | ☉ | ○ | 4 | 3.8 | 12.0 | 42 | 0.1 | 0.7 | 4 | |
| KMR / L 103.04.4012.020 | ☉ | ○ | 4 | 3.8 | 12.0 | 42 | 0.2 | 0.7 | 4 | |
| KMR / L 103.04.4020.010 | ☉ | ○ | 4 | 3.8 | 20.0 | 50 | 0.1 | 0.7 | 4 | |
| KMR / L 103.04.4020.020 | ☉ | ○ | 4 | 3.8 | 20.0 | 50 | 0.2 | 0.7 | 4 | |
| KMR / L 103.04.4028.010 | ☉ | ○ | 4 | 3.8 | 28.0 | 60 | 0.1 | 0.7 | 4 | |
| KMR / L 103.04.4028.020 | ☉ | ○ | 4 | 3.8 | 28.0 | 60 | 0.2 | 0.7 | 4 | |
| KMR / L 103.06.5015.010 | ☉ | ○ | 5 | 4.8 | 15.0 | 50 | 0.1 | 1.0 | 6 | KM1A.06.*** **** KM1B.06.*** **** |
| KMR / L 103.06.5015.020 | ☉ | ○ | 5 | 4.8 | 15.0 | 50 | 0.2 | 1.0 | 6 | |
| KMR / L 103.06.5025.010 | ☉ | ○ | 5 | 4.8 | 25.0 | 60 | 0.1 | 1.0 | 6 | |
| KMR / L 103.06.5025.020 | ☉ | ○ | 5 | 4.8 | 25.0 | 60 | 0.2 | 1.0 | 6 | |
| KMR / L 103.06.5035.010 | ☉ | ○ | 5 | 4.8 | 35.0 | 70 | 0.1 | 1.0 | 6 | |
| KMR / L 103.06.5035.020 | ☉ | ○ | 5 | 4.8 | 35.0 | 70 | 0.2 | 1.0 | 6 | |
| KMR / L 103.06.6020.020 | ☉ | ○ | 6 | 5.8 | 20.0 | 55 | 0.2 | 1.5 | 6 | |
| KMR / L 103.06.6030.020 | ☉ | ○ | 6 | 5.8 | 30.0 | 65 | 0.2 | 1.5 | 6 | KM1A.08.*** **** KM1B.08.*** **** |
| KMR / L 103.06.6042.020 | ☉ | ○ | 6 | 5.8 | 42.0 | 77 | 0.2 | 1.5 | 6 | |
| KMR / L 103.08.7021.020 | ☉ | ○ | 7 | 6.8 | 21.0 | 60 | 0.2 | 2.0 | 8 | |
| KMR / L 103.08.7035.020 | ☉ | ○ | 7 | 6.8 | 35.0 | 75 | 0.2 | 2.0 | 8 | |
| KMR / L 103.08.7049.020 | ☉ | ○ | 7 | 6.8 | 49.0 | 95 | 0.2 | 2.0 | 8 | |
| KMR / L 103.08.8025.020 | ☉ | ○ | 8 | 7.8 | 25.0 | 65 | 0.2 | 2.0 | 8 | |
| KMR / L 103.08.8040.020 | ☉ | ○ | 8 | 7.8 | 40.0 | 80 | 0.2 | 2.0 | 8 | |
| KMR / L 103.08.8056.020 | ☉ | ○ | 8 | 7.8 | 56.0 | 100 | 0.2 | 2.0 | 8 | KM1A.10.*** **** KM1B.10.*** **** |
| KMR / L 103.10.10030.020 | ☉ | ○ | 10 | 9.8 | 30.0 | 75 | 0.2 | 2.5 | 10 | |
| KMR / L 103.10.10050.020 | ☉ | ○ | 10 | 9.8 | 50.0 | 95 | 0.2 | 2.5 | 10 | |
| KMR / L 103.10.10070.020 | ☉ | ○ | 10 | 9.8 | 70.0 | 115 | 0.2 | 2.5 | 10 | |

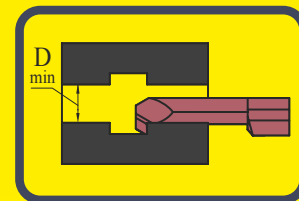
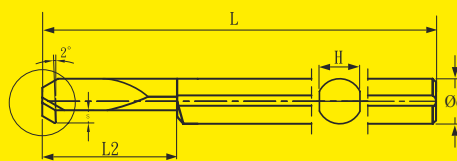
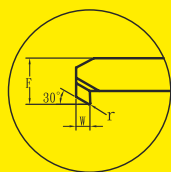



●●●● Основное применение.
○ Возможное применение.

- ☉ Продукция может отсутствовать на складе.
- Продукция изготавливается под заказ, минимальное количество и срок изготовления по запросу.

МИКРОРЕЗЦЫ ДЛЯ ОБРАТНОГО ТОЧЕНИЯ

KMR / L 104



Изображено правое исполнение резца

| Артикул | Статус | | D min | F | W±0.03 | L2 | L | r | S | Ød | Совместимая державка |
|---------------------------|--------|-----|-------|-----|--------|----|----|-----|-----|----|--------------------------------------|
| | KMR | KML | | | | | | | | | |
| KMR / L 104.04.4010.1008 | ⊙ | ○ | 4 | 3.5 | 1.0 | 10 | 40 | 0.2 | 0.8 | 4 | KM1A.04.***.**** KM1B.04.***.**** |
| KMR / L 104.04.4015.1008 | ⊙ | ○ | 4 | 3.5 | 1.0 | 15 | 45 | 0.2 | 0.8 | 4 | |
| KMR / L 104.04.5012.1212 | ⊙ | ○ | 5 | 3.8 | 1.2 | 12 | 45 | 0.2 | 1.2 | 4 | |
| KMR / L 104.04.5018.1212 | ⊙ | ○ | 5 | 3.8 | 1.2 | 18 | 50 | 0.2 | 1.2 | 4 | |
| KMR / L 104.06.6015.1515 | ⊙ | ○ | 6 | 4.8 | 1.5 | 15 | 50 | 0.2 | 1.5 | 6 | KM1A.06.***.**** KM1B.06.***.**** |
| KMR / L 104.06.6022.1515 | ⊙ | ○ | 6 | 4.8 | 1.5 | 22 | 55 | 0.2 | 1.5 | 6 | |
| KMR / L 104.06.7020.2020 | ⊙ | ○ | 7 | 5.8 | 2.0 | 20 | 55 | 0.2 | 2.0 | 6 | KM1A.08.***.**** KM1B.08.***.**** |
| KMR / L 104.06.7025.2020 | ⊙ | ○ | 7 | 5.8 | 2.0 | 25 | 60 | 0.2 | 2.0 | 6 | |
| KMR / L 104.08.8020.2025 | ⊙ | ○ | 8 | 6.8 | 2.0 | 20 | 60 | 0.2 | 2.5 | 8 | |
| KMR / L 104.08.8035.2025 | ⊙ | ○ | 8 | 6.8 | 2.0 | 30 | 65 | 0.2 | 2.5 | 8 | |
| KMR / L 104.10.10030.2525 | ⊙ | ○ | 10 | 8.5 | 2.5 | 30 | 75 | 0.2 | 2.5 | 10 | KM1A.10.***.**** KM1B.10.***.**** |
| KMR / L 104.10.10040.2525 | ⊙ | ○ | 10 | 8.5 | 2.5 | 40 | 85 | 0.2 | 2.5 | 10 | |

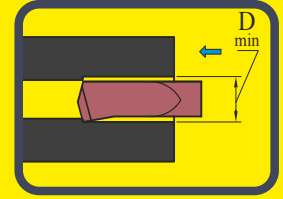
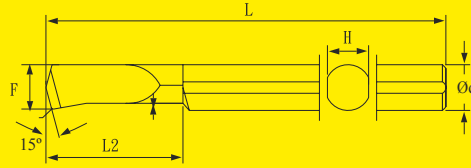
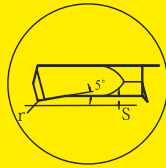



● ● ● ● Основное применение.
○ Возможное применение.

- ⊙ Продукция может отсутствовать на складе.
- Продукция изготавливается под заказ, минимальное количество и срок изготовления по запросу.

МИКРОРЕЗЦЫ УСИЛЕННЫЕ ДЛЯ ТОЧЕНИЯ 75°

KMR / L 105



Изображено правое исполнение резца

| Артикул | Статус | | D min | F | L2 | L | r | S | Ød | Совместимая державка |
|-------------------------|--------|-----|-------|-----|------|-----|------|-----|----|--------------------------------------|
| | KMR | KML | | | | | | | | |
| KMR / L 105.04.2006.005 | ☉ | ○ | 2.0 | 1.8 | 6.0 | 40 | 0.05 | 0.4 | 4 | KM1A.04.*** **** KM1B.04.*** **** |
| KMR / L 105.04.2010.005 | ☉ | ○ | 2.0 | 1.8 | 10.0 | 40 | 0.05 | 0.4 | 4 | |
| KMR / L 105.04.2014.005 | ☉ | ○ | 2.0 | 1.8 | 14.0 | 45 | 0.05 | 0.4 | 4 | |
| KMR / L 105.04.3009.010 | ☉ | ○ | 3.0 | 2.8 | 9.0 | 40 | 0.1 | 0.4 | 4 | |
| KMR / L 105.04.3015.010 | ☉ | ○ | 3.0 | 2.8 | 15.0 | 45 | 0.1 | 0.4 | 4 | |
| KMR / L 105.04.3021.010 | ☉ | ○ | 3.0 | 2.8 | 21.0 | 52 | 0.1 | 0.4 | 4 | |
| KMR / L 105.04.4012.020 | ☉ | ○ | 4.0 | 3.8 | 12.0 | 42 | 0.2 | 0.7 | 4 | |
| KMR / L 105.04.4020.020 | ☉ | ○ | 4.0 | 3.8 | 20.0 | 50 | 0.2 | 0.7 | 4 | |
| KMR / L 105.04.4028.020 | ☉ | ○ | 4.0 | 3.8 | 28.0 | 60 | 0.2 | 0.7 | 4 | |
| KMR / L 105.06.5015.020 | ☉ | ○ | 5.0 | 4.8 | 15.0 | 50 | 0.2 | 0.7 | 6 | KM1A.06.*** **** KM1B.06.*** **** |
| KMR / L 105.06.5025.020 | ☉ | ○ | 5.0 | 4.8 | 25.0 | 60 | 0.2 | 0.7 | 6 | |
| KMR / L 105.06.5035.020 | ☉ | ○ | 5.0 | 4.8 | 35.0 | 70 | 0.2 | 0.7 | 6 | |
| KMR / L 105.06.6020.020 | ☉ | ○ | 6.0 | 5.8 | 29.0 | 55 | 0.2 | 0.7 | 6 | |
| KMR / L 105.06.6030.020 | ☉ | ○ | 6.0 | 5.8 | 30.0 | 65 | 0.2 | 0.7 | 6 | |
| KMR / L 105.06.6042.020 | ☉ | ○ | 6.0 | 5.8 | 42.0 | 77 | 0.2 | 0.7 | 6 | |
| KMR / L 105.08.7021.020 | ☉ | ○ | 7.0 | 6.8 | 21.0 | 60 | 0.2 | 0.7 | 8 | KM1A.08.*** **** KM1B.08.*** **** |
| KMR / L 105.08.7035.020 | ☉ | ○ | 7.0 | 6.8 | 35.0 | 75 | 0.2 | 0.7 | 8 | |
| KMR / L 105.08.7049.020 | ☉ | ○ | 7.0 | 6.8 | 49.0 | 90 | 0.2 | 0.7 | 8 | |
| KMR / L 105.08.8025.020 | ☉ | ○ | 8.0 | 7.8 | 25.0 | 65 | 0.2 | 0.9 | 8 | |
| KMR / L 105.08.8040.020 | ☉ | ○ | 8.0 | 7.8 | 40.0 | 80 | 0.2 | 0.9 | 8 | |
| KMR / L 105.08.8056.020 | ☉ | ○ | 8.0 | 7.8 | 56.0 | 100 | 0.2 | 0.9 | 8 | |

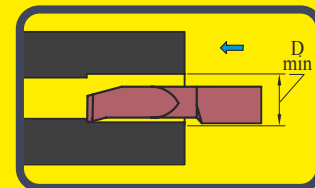
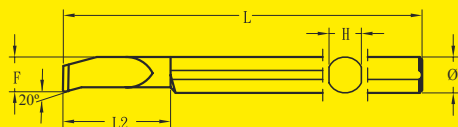
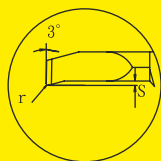



●●●● Основное применение.
○ Возможное применение.

- ☉ Продукция может отсутствовать на складе.
- Продукция изготавливается под заказ, минимальное количество и срок изготовления по запросу.

МИКРОРЕЗЦЫ УСИЛЕННЫЕ ДЛЯ ТОЧЕНИЯ 93°

KMR / L 106



Изображено правое исполнение резца

| Артикул | Статус | | D min | F | L2 | L | r | S | Ød | Совместимая державка |
|-------------------------|--------|-----|-------|-----|------|-----|------|-----|----|--------------------------------------|
| | KMR | KML | | | | | | | | |
| KMR / L 106.04.2006.005 | ☉ | ○ | 2.0 | 1.8 | 6.0 | 40 | 0.05 | 0.3 | 4 | KM1A.04.*** **** KM1B.04.*** **** |
| KMR / L 106.04.2010.005 | ☉ | ○ | 2.0 | 1.8 | 10.0 | 40 | 0.05 | 0.3 | 4 | |
| KMR / L 106.04.2014.005 | ☉ | ○ | 2.0 | 1.8 | 14.0 | 45 | 0.05 | 0.3 | 4 | |
| KMR / L 106.04.3009.010 | ☉ | ○ | 3.0 | 2.8 | 9.0 | 40 | 0.1 | 0.4 | 4 | |
| KMR / L 106.04.3015.010 | ☉ | ○ | 3.0 | 2.8 | 15.0 | 45 | 0.1 | 0.4 | 4 | |
| KMR / L 106.04.3021.010 | ☉ | ○ | 3.0 | 2.8 | 21.0 | 52 | 0.1 | 0.4 | 4 | |
| KMR / L 106.04.4012.010 | ☉ | ○ | 4.0 | 3.8 | 12.0 | 42 | 0.1 | 0.7 | 4 | |
| KMR / L 106.04.4020.010 | ☉ | ○ | 4.0 | 3.8 | 20.0 | 50 | 0.1 | 0.7 | 4 | |
| KMR / L 106.04.4020.020 | ☉ | ○ | 4.0 | 3.8 | 20.0 | 50 | 0.2 | 0.7 | 4 | |
| KMR / L 106.04.4028.010 | ☉ | ○ | 4.0 | 3.8 | 28.0 | 60 | 0.1 | 0.7 | 4 | |
| KMR / L 106.04.4028.020 | ☉ | ○ | 4.0 | 3.8 | 28.0 | 60 | 0.2 | 0.7 | 4 | |
| KMR / L 106.06.5015.010 | ☉ | ○ | 5.0 | 4.8 | 15.0 | 50 | 0.1 | 0.7 | 6 | |
| KMR / L 106.06.5015.020 | ☉ | ○ | 5.0 | 4.8 | 15.0 | 50 | 0.2 | 0.7 | 6 | |
| KMR / L 106.06.5025.010 | ☉ | ○ | 5.0 | 4.8 | 25.0 | 60 | 0.1 | 0.7 | 6 | |
| KMR / L 106.06.5025.020 | ☉ | ○ | 5.0 | 4.8 | 25.0 | 60 | 0.2 | 0.7 | 6 | |
| KMR / L 106.06.5035.010 | ☉ | ○ | 5.0 | 4.8 | 35.0 | 70 | 0.1 | 0.7 | 6 | |
| KMR / L 106.06.5035.020 | ☉ | ○ | 5.0 | 4.8 | 35.0 | 70 | 0.2 | 0.7 | 6 | |
| KMR / L 106.06.6020.020 | ☉ | ○ | 6.0 | 5.8 | 20.0 | 55 | 0.2 | 0.7 | 6 | |
| KMR / L 106.06.6030.020 | ☉ | ○ | 6.0 | 5.8 | 30.0 | 65 | 0.2 | 0.7 | 6 | |
| KMR / L 106.06.6042.020 | ☉ | ○ | 6.0 | 5.8 | 42.0 | 77 | 0.2 | 0.7 | 6 | |
| KMR / L 106.08.7021.020 | ☉ | ○ | 7.0 | 6.8 | 21.0 | 60 | 0.2 | 0.7 | 8 | |
| KMR / L 106.08.7035.020 | ☉ | ○ | 7.0 | 6.8 | 35.0 | 75 | 0.2 | 0.7 | 8 | |
| KMR / L 106.08.7049.020 | ☉ | ○ | 7.0 | 6.8 | 49.0 | 90 | 0.2 | 0.7 | 8 | |
| KMR / L 106.08.8025.020 | ☉ | ○ | 8.0 | 7.8 | 25.0 | 65 | 0.2 | 0.9 | 8 | |
| KMR / L 106.08.8040.020 | ☉ | ○ | 8.0 | 7.8 | 40.0 | 80 | 0.2 | 0.9 | 8 | |
| KMR / L 106.08.8056.020 | ☉ | ○ | 8.0 | 7.8 | 56.0 | 100 | 0.2 | 0.9 | 8 | |



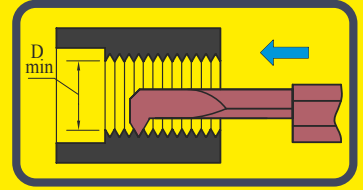
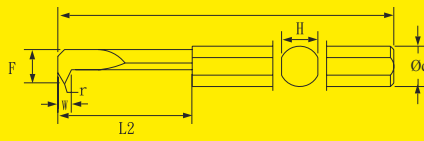
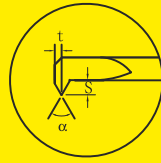

●●●● Основное применение.
○ Возможное применение.

- ☉ Продукция может отсутствовать на складе.
- Продукция изготавливается под заказ, минимальное количество и срок изготовления по запросу.

МИКРОРЕЗЦЫ ДЛЯ НАРЕЗАНИЯ РЕЗЬБЫ (НЕПОЛНЫЙ ПРОФИЛЬ)

KMR / L 107

KMR / L 315



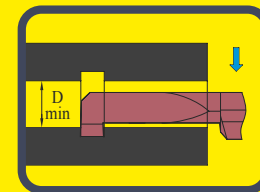
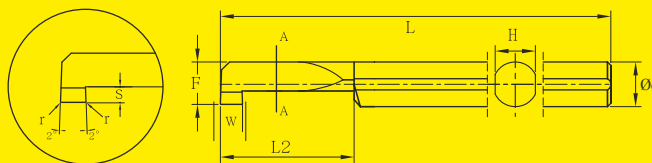

Изображено правое исполнение резца

| Артикул | Статус | | 0° | D min | F | t | W | L2 | L | r | S | ød | P (шар) | TPI | Совместимая державка |
|----------------------------|--------|-----|----|-------|-----|-----|-----|----|----|------|-----|----|------------|-------|----------------------------|
| | KMR | KML | | | | | | | | | | | | | |
| KMR / L 107.04.4515.005125 | ☉ | ○ | 60 | 4.5 | 3.8 | 0.7 | 1.5 | 15 | 45 | 0.04 | 1.3 | 4 | p0.5~p1.25 | 48~24 | KM1A.04.*** KM1B.04.*** |
| KMR / L 107.06.6020.075150 | ☉ | ○ | 60 | 6.0 | 5.0 | 0.8 | 1.8 | 20 | 55 | 0.05 | 1.6 | 6 | p0.75~p1.5 | 28~16 | KM1A.06.*** KM1B.06.*** |
| KMR / L 107.08.8025.100200 | ☉ | ○ | 60 | 8.0 | 7.0 | 1.2 | 2.5 | 25 | 75 | 0.07 | 2.0 | 8 | p1.0~p2.0 | 20~12 | KM1A.08.*** KM1B.08.*** |
| KMR / L 315.04.4515.3224 | ☉ | ○ | 55 | 4.5 | 3.8 | 0.7 | 1.5 | 15 | 45 | 0.05 | 1.3 | 4 | | 32~24 | KM1A.04.*** KM1B.04.*** |
| KMR / L 315.06.6020.2820 | ☉ | ○ | 55 | 6.0 | 5.0 | 0.8 | 1.8 | 20 | 55 | 0.1 | 1.6 | 6 | | 28~20 | KM1A.06.*** KM1B.06.*** |
| KMR / L 315.08.8025.2814 | ☉ | ○ | 55 | 8.0 | 7.0 | 1.2 | 2.5 | 25 | 75 | 0.1 | 2.0 | 8 | | 28~14 | KM1A.08.*** KM1B.08.*** |



●●●● Основное применение.
○ Возможное применение.

- ☉ Продукция может отсутствовать на складе.
- Продукция изготавливается под заказ, минимальное количество и срок изготовления по запросу.

МИКРОРЕЗЦЫ ДЛЯ РАДИАЛЬНЫХ КАНАВОК
KMR / L 108


Изображено правое исполнение резца

| Артикул | Статус | | D min | F | W±0.03 | L2 | L | r/c | S | Ød | Совместимая державка |
|---------------------------|--------|-----|-------|------|--------|----|----|-------|-----|----|------------------------------------|
| | KMR | KML | | | | | | | | | |
| KMR / L 108.04.4010.0508 | ⊙ | ○ | 4.0 | 3.5 | 0.5 | 10 | 40 | 0.05c | 0.8 | 4 | KM1A.04.***.*** KM1B.04.***.*** |
| KMR / L 108.04.4010.1008 | ⊙ | ○ | 4.0 | 3.5 | 1.0 | 10 | 40 | 0.1 | 0.8 | 4 | |
| KMR / L 108.04.4010.1508 | ⊙ | ○ | 4.0 | 3.5 | 1.5 | 10 | 40 | 0.2 | 0.8 | 4 | |
| KMR / L 108.04.4010.2008 | ⊙ | ○ | 4.0 | 3.5 | 2.0 | 10 | 40 | 0.2 | 0.8 | 4 | |
| KMR / L 108.04.5015.0510 | ⊙ | ○ | 5.0 | 3.8 | 0.5 | 15 | 45 | 0.05c | 1.0 | 4 | |
| KMR / L 108.04.5015.1010 | ⊙ | ○ | 5.0 | 3.8 | 1.0 | 15 | 45 | 0.1 | 1.0 | 4 | |
| KMR / L 108.04.5015.1510 | ⊙ | ○ | 5.0 | 3.8 | 1.5 | 15 | 45 | 0.2 | 1.0 | 4 | |
| KMR / L 108.04.5015.2010 | ⊙ | ○ | 5.0 | 3.8 | 2.0 | 15 | 45 | 0.2 | 1.0 | 4 | |
| KMR / L 108.06.6020.1015 | ⊙ | ○ | 6.0 | 5.5 | 1.0 | 20 | 50 | 0.1 | 1.5 | 6 | KM1A.06.***.*** KM1B.06.***.*** |
| KMR / L 108.06.6020.1515 | ⊙ | ○ | 6.0 | 5.5 | 1.5 | 20 | 50 | 0.2 | 1.5 | 6 | |
| KMR / L 108.06.6020.2015 | ⊙ | ○ | 6.0 | 5.5 | 2.0 | 20 | 50 | 0.2 | 1.5 | 6 | |
| KMR / L 108.06.7020.1018 | ⊙ | ○ | 7.0 | 5.8 | 1.0 | 20 | 55 | 0.1 | 1.8 | 6 | |
| KMR / L 108.06.7020.1518 | ⊙ | ○ | 7.0 | 5.8 | 1.5 | 20 | 55 | 0.2 | 1.8 | 6 | |
| KMR / L 108.06.7020.2018 | ⊙ | ○ | 7.0 | 5.8 | 2.0 | 20 | 55 | 0.2 | 1.8 | 6 | |
| KMR / L 108.08.8025.1020 | ⊙ | ○ | 8.0 | 7.8 | 1.0 | 25 | 60 | 0.1 | 2.0 | 8 | KM1A.08.***.*** KM1B.08.***.*** |
| KMR / L 108.08.8025.1520 | ⊙ | ○ | 8.0 | 7.8 | 1.5 | 25 | 60 | 0.2 | 2.0 | 8 | |
| KMR / L 108.08.8025.2020 | ⊙ | ○ | 8.0 | 7.8 | 2.0 | 25 | 60 | 0.2 | 2.0 | 8 | |
| KMR / L 108.10.10030.1025 | ⊙ | ○ | 10 | 9.8 | 1.0 | 30 | 75 | 0.1 | 2.5 | 10 | KM1A.10.***.*** KM1B.10.***.*** |
| KMR / L 108.10.10030.1525 | ⊙ | ○ | 10 | 9.8 | 1.5 | 30 | 75 | 0.2 | 2.5 | 10 | |
| KMR / L 108.10.10030.2025 | ⊙ | ○ | 10 | 9.8 | 2.0 | 30 | 75 | 0.2 | 2.5 | 10 | |
| KMR / L 108.10.10030.3025 | ⊙ | ○ | 10 | 9.8 | 3.0 | 30 | 75 | 0.2 | 2.5 | 10 | |
| KMR / L 108.12.12035.1025 | ⊙ | ○ | 12 | 11.8 | 1.0 | 35 | 80 | 0.1 | 2.5 | 12 | KM1A.12.***.*** KM1B.12.***.*** |
| KMR / L 108.12.12035.1530 | ⊙ | ○ | 12 | 11.8 | 1.5 | 35 | 80 | 0.2 | 3.0 | 12 | |
| KMR / L 108.12.12035.2030 | ⊙ | ○ | 12 | 11.8 | 2.0 | 35 | 80 | 0.2 | 3.0 | 12 | |
| KMR / L 108.12.12035.3030 | ⊙ | ○ | 12 | 11.8 | 3.0 | 35 | 80 | 0.2 | 3.0 | 12 | |

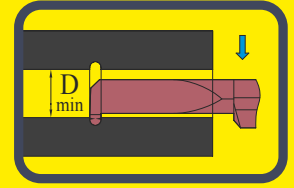
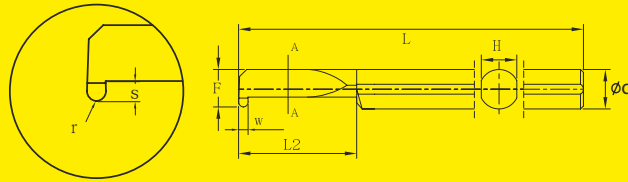



● ● ● ● Основное применение.
○ Возможное применение.

- ⊙ Продукция может отсутствовать на складе.
- Продукция изготавливается под заказ, минимальное количество и срок изготовления по запросу.

МИКРОРЕЗЦЫ ДЛЯ РАДИУСНЫХ РАДИАЛЬНЫХ КАНАВОК

KMR / L 109



Изображено правое исполнение резца

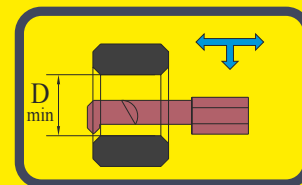
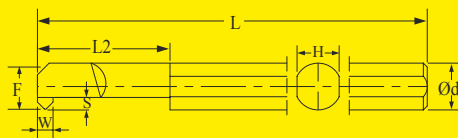
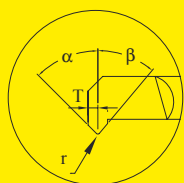

| Артикул | Статус | | D min | F | W±0.03 | L2 | L | r | S | ød | Совместимая державка |
|---------------------------|--------|-----|-------|------|--------|----|----|------|-----|----|--------------------------------------|
| | KMR | KML | | | | | | | | | |
| KMR / L 109.04.4010.1008 | ☉ | ○ | 4.0 | 3.6 | 1.0 | 10 | 40 | 0.5 | 0.8 | 4 | KM1A.04.***.**** KM1B.04.***.**** |
| KMR / L 109.04.4010.1508 | ☉ | ○ | 4.0 | 3.6 | 1.5 | 10 | 40 | 0.75 | 0.8 | 4 | |
| KMR / L 109.04.4010.2010 | ☉ | ○ | 4.0 | 3.6 | 2.0 | 10 | 40 | 1.0 | 1.0 | 4 | |
| KMR / L 109.04.5015.1010 | ☉ | ○ | 5.0 | 3.8 | 1.0 | 15 | 45 | 0.5 | 1.0 | 4 | |
| KMR / L 109.04.5015.1510 | ☉ | ○ | 5.0 | 3.8 | 1.5 | 15 | 45 | 0.75 | 1.0 | 4 | |
| KMR / L 109.04.5015.2012 | ☉ | ○ | 5.0 | 3.8 | 2.0 | 15 | 45 | 1.0 | 1.2 | 4 | |
| KMR / L 109.06.6020.1015 | ☉ | ○ | 6.0 | 5.8 | 1.0 | 20 | 50 | 0.5 | 1.5 | 6 | KM1A.06.***.**** KM1B.06.***.**** |
| KMR / L 109.06.6020.1515 | ☉ | ○ | 6.0 | 5.8 | 1.5 | 20 | 50 | 0.75 | 1.5 | 6 | |
| KMR / L 109.06.6020.2015 | ☉ | ○ | 6.0 | 5.8 | 2.0 | 20 | 50 | 1.0 | 1.5 | 6 | |
| KMR / L 109.08.8025.1020 | ☉ | ○ | 8.0 | 7.8 | 1.0 | 25 | 62 | 0.5 | 2.0 | 8 | KM1A.08.***.**** KM1B.08.***.**** |
| KMR / L 109.08.8025.1520 | ☉ | ○ | 8.0 | 7.8 | 1.5 | 25 | 62 | 0.75 | 2.0 | 8 | |
| KMR / L 109.08.8025.2020 | ☉ | ○ | 8.0 | 7.8 | 2.0 | 25 | 62 | 1.0 | 2.0 | 8 | |
| KMR / L 109.10.10030.1025 | ☉ | ○ | 10.0 | 9.8 | 1.0 | 30 | 75 | 0.5 | 2.5 | 10 | KM1A.10.***.**** KM1B.10.***.**** |
| KMR / L 109.10.10030.1525 | ☉ | ○ | 10.0 | 9.8 | 1.5 | 30 | 75 | 0.75 | 2.5 | 10 | |
| KMR / L 109.10.10030.2025 | ☉ | ○ | 10.0 | 9.8 | 2.0 | 30 | 75 | 1.0 | 2.5 | 10 | |
| KMR / L 109.10.10030.2525 | ☉ | ○ | 10.0 | 9.8 | 2.5 | 30 | 75 | 1.25 | 2.5 | 10 | |
| KMR / L 109.10.10030.3025 | ☉ | ○ | 10.0 | 9.8 | 3.0 | 30 | 75 | 2.0 | 2.5 | 10 | |
| KMR / L 109.12.12035.1025 | ☉ | ○ | 12.0 | 11.8 | 1.0 | 35 | 80 | 0.5 | 2.5 | 12 | KM1A.12.***.**** KM1B.12.***.**** |
| KMR / L 109.12.12035.1530 | ☉ | ○ | 12.0 | 11.8 | 1.5 | 35 | 80 | 0.75 | 3.0 | 12 | |
| KMR / L 109.12.12035.2030 | ☉ | ○ | 12.0 | 11.8 | 2.0 | 35 | 80 | 1.0 | 3.0 | 12 | |
| KMR / L 109.12.12035.2530 | ☉ | ○ | 12.0 | 11.8 | 2.5 | 35 | 80 | 1.25 | 3.0 | 12 | |
| KMR / L 109.12.12035.3030 | ☉ | ○ | 12.0 | 11.8 | 3.0 | 35 | 80 | 2.0 | 3.0 | 12 | |



●●●● Основное применение.

○ Возможное применение.

- ☉ Продукция может отсутствовать на складе.
- Продукция изготавливается под заказ, минимальное количество и срок изготовления по запросу.

МИКРОРЕЗЦЫ ДЛЯ ОБРАЗОВАНИЯ ФАСОК
KMR / L 110
KMR / L 116


Изображено правое исполнение резца

| Артикул | Статус | | 01° 02° | D min | F | T | W | L2 | L | r | S | ød | Совместимая державка |
|----------------------------|--------|-----|------------|----------|-----|------|-----|----|----|-----|-----|----|----------------------------|
| | KMR | KML | | | | | | | | | | | |
| KMR / L 110.04.4010.2010 | ⊙ | ○ | 45° / 40° | 4 | 3.8 | 1.0 | 2.0 | 10 | 40 | 0.2 | 1.0 | 4 | KM1A.04.*** KM1B.04.*** |
| KMR / L 110.04.4015.2010 | ⊙ | ○ | 45° / 40° | 4 | 3.8 | 1.0 | 2.0 | 15 | 45 | 0.2 | 1.0 | 4 | |
| KMR / L 110.06.6015.2515 | ⊙ | ○ | 45° / 40° | 6 | 5.8 | 1.25 | 2.5 | 15 | 50 | 0.2 | 1.5 | 6 | KM1A.06.*** KM1B.06.*** |
| KMR / L 110.06.6025.2515 | ⊙ | ○ | 45° / 40° | 6 | 5.8 | 1.25 | 2.5 | 25 | 60 | 0.2 | 1.5 | 6 | |
| KMR / L 110.08.8020.3020 | ⊙ | ○ | 45° / 40° | 8 | 7.8 | 1.5 | 3.0 | 20 | 60 | 0.2 | 2.0 | 8 | KM1A.08.*** KM1B.08.*** |
| KMR / L 110.08.8030.3020 | ⊙ | ○ | 45° / 40° | 8 | 7.8 | 1.5 | 3.0 | 30 | 70 | 0.2 | 2.0 | 8 | |
| KMR / L 110.10.10025.3025 | ⊙ | ○ | 45° / 40° | 10 | 9.8 | 1.5 | 3.0 | 25 | 70 | 0.2 | 2.5 | 10 | KM1A.10.*** KM1B.10.*** |
| KMR / L 110.10.10040.3025 | ⊙ | ○ | 45° / 40° | 10 | 9.8 | 1.5 | 3.0 | 40 | 85 | 0.2 | 2.5 | 10 | |
| KMR / L 116.04.4010S.2010 | ⊙ | ○ | 45° / 45° | 4 | 3.8 | 1.0 | 2.0 | 10 | 40 | 0.2 | 1.0 | 4 | KM1A.04.*** KM1B.04.*** |
| KMR / L 116.04.4015S.2010 | ⊙ | ○ | 45° / 45° | 4 | 3.8 | 1.0 | 2.0 | 15 | 45 | 0.2 | 1.0 | 4 | |
| KMR / L 116.06.6015S.2515 | ⊙ | ○ | 45° / 45° | 6 | 5.8 | 1.25 | 2.5 | 15 | 50 | 0.2 | 1.5 | 6 | KM1A.06.*** KM1B.06.*** |
| KMR / L 116.06.6025S.2515 | ⊙ | ○ | 45° / 45° | 6 | 5.8 | 1.25 | 2.5 | 25 | 60 | 0.2 | 1.5 | 6 | |
| KMR / L 116.08.8020S.3020 | ⊙ | ○ | 45° / 45° | 8 | 7.8 | 1.5 | 3.0 | 20 | 60 | 0.2 | 2.0 | 8 | KM1A.08.*** KM1B.08.*** |
| KMR / L 116.08.8030S.3020 | ⊙ | ○ | 45° / 45° | 8 | 7.8 | 1.5 | 3.0 | 30 | 70 | 0.2 | 2.0 | 8 | |
| KMR / L 116.10.10025S.3025 | ⊙ | ○ | 45° / 45° | 10 | 9.8 | 1.5 | 3.0 | 25 | 70 | 0.2 | 2.5 | 10 | KM1A.10.*** KM1B.10.*** |
| KMR / L 116.10.10040S.3025 | ⊙ | ○ | 45° / 45° | 10 | 9.8 | 1.5 | 3.0 | 40 | 85 | 0.2 | 2.5 | 10 | |



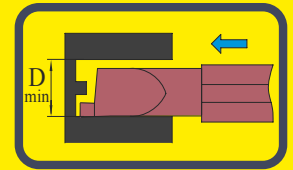
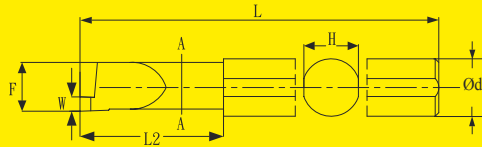
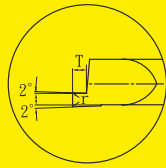

●●●● Основное применение.

○ Возможное применение.

- ⊙ Продукция может отсутствовать на складе.
- Продукция изготавливается под заказ, минимальное количество и срок изготовления по запросу.

МИКРОРЕЗЦЫ ДЛЯ АКСИАЛЬНЫХ КАНАВОК

KMR / L 111



Изображено правое исполнение резца

| Артикул | Статус | | D min | F | W±0.03 | T | L2 | L | r | ød | Совместимая державка |
|---------------------------|--------|-----|-------|------|--------|-----|----|-----|-----|----|--------------------------------------|
| | KMR | KML | | | | | | | | | |
| KMR / L 111.06.6020.1020 | ☉ | ○ | 6 | 5.8 | 1.0 | 2.0 | 20 | 55 | 0.1 | 6 | KM1A.06.***.**** KM1B.06.***.**** |
| KMR / L 111.06.6020.1520 | ☉ | ○ | 6 | 5.8 | 1.5 | 2.0 | 20 | 55 | 0.1 | 6 | |
| KMR / L 111.06.6020.2030 | ☉ | ○ | 6 | 5.8 | 2.0 | 3.0 | 20 | 55 | 0.2 | 6 | |
| KMR / L 111.08.8025.1020 | ☉ | ○ | 8 | 7.8 | 1.0 | 2.0 | 25 | 65 | 0.1 | 8 | KM1A.08.***.**** KM1B.08.***.**** |
| KMR / L 111.08.8025.1530 | ☉ | ○ | 8 | 7.8 | 1.5 | 3.0 | 25 | 65 | 0.2 | 8 | |
| KMR / L 111.08.8025.2030 | ☉ | ○ | 8 | 7.8 | 2.0 | 3.0 | 25 | 65 | 0.2 | 8 | |
| KMR / L 111.08.8025.3040 | ☉ | ○ | 8 | 7.8 | 3.0 | 4.0 | 25 | 65 | 0.2 | 8 | |
| KMR / L 111.10.10030.1020 | ☉ | ○ | 10 | 9.8 | 1.0 | 2.0 | 30 | 75 | 0.1 | 10 | KM1A.10.***.**** KM1B.10.***.**** |
| KMR / L 111.10.10030.1530 | ☉ | ○ | 10 | 9.8 | 1.5 | 3.0 | 30 | 75 | 0.2 | 10 | |
| KMR / L 111.10.10030.2040 | ☉ | ○ | 10 | 9.8 | 2.0 | 4.0 | 30 | 75 | 0.2 | 10 | |
| KMR / L 111.10.10030.3050 | ☉ | ○ | 10 | 9.8 | 3.0 | 5.0 | 30 | 75 | 0.3 | 10 | |
| KMR / L 111.12.12035.1020 | ☉ | ○ | 12 | 11.7 | 1.0 | 2.0 | 35 | 80 | 0.1 | 12 | KM1A.12.***.**** KM1B.12.***.**** |
| KMR / L 111.12.12035.2040 | ☉ | ○ | 12 | 11.7 | 2.0 | 4.0 | 35 | 80 | 0.2 | 12 | |
| KMR / L 111.12.12035.3050 | ☉ | ○ | 12 | 11.7 | 3.0 | 5.0 | 35 | 80 | 0.3 | 12 | |
| KMR / L 111.16.16045.1020 | ☉ | ○ | 16 | 15.7 | 1.0 | 2.0 | 45 | 100 | 0.1 | 16 | KM1A.16.***.**** KM1B.16.***.**** |
| KMR / L 111.16.16045.2040 | ☉ | ○ | 16 | 15.7 | 2.0 | 4.0 | 45 | 100 | 0.2 | 16 | |
| KMR / L 111.16.16045.3050 | ☉ | ○ | 16 | 15.7 | 3.0 | 5.0 | 45 | 100 | 0.3 | 16 | |
| KMR / L 111.16.16045.4060 | ☉ | ○ | 16 | 15.7 | 4.0 | 6.0 | 45 | 100 | 0.3 | 16 | |



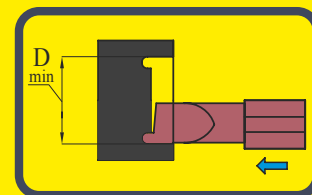
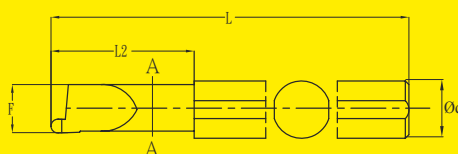
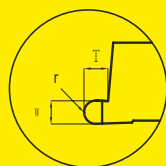

●●●● Основное применение.

○ Возможное применение.

- ☉ Продукция может отсутствовать на складе.
- Продукция изготавливается под заказ, минимальное количество и срок изготовления по запросу.

МИКРОРЕЗЦЫ ДЛЯ РАДИУСНЫХ АКСИАЛЬНЫХ КАНАВОК

KMR / L 112



Изображено правое исполнение реза

| Артикул | Статус | | D min | F | W±0.03 | T | L2 | L | r | Ød | H | Совместимая державка |
|---------------------------|--------|-----|-------|------|--------|-----|----|-----|------|----|-----|--------------------------------------|
| | KMR | KML | | | | | | | | | | |
| KMR / L 112.06.6020.1020 | ⊙ | ○ | 6 | 5.8 | 1.0 | 2.0 | 20 | 55 | 0.5 | 6 | 5.5 | KM1A.06.***.**** KM1B.06.***.**** |
| KMR / L 112.06.6020.1520 | ⊙ | ○ | 6 | 5.8 | 1.5 | 2.0 | 20 | 55 | 0.75 | 6 | 5.5 | |
| KMR / L 112.06.6020.2030 | ⊙ | ○ | 6 | 5.8 | 2.0 | 3.0 | 20 | 55 | 1.0 | 6 | 5.5 | |
| KMR / L 112.08.8025.1020 | ⊙ | ○ | 8 | 7.8 | 1.0 | 2.0 | 25 | 65 | 0.5 | 8 | 7.3 | KM1A.08.***.**** KM1B.08.***.**** |
| KMR / L 112.08.8025.1530 | ⊙ | ○ | 8 | 7.8 | 1.5 | 3.0 | 25 | 65 | 0.75 | 8 | 7.3 | |
| KMR / L 112.08.8025.2030 | ⊙ | ○ | 8 | 7.8 | 2.0 | 3.0 | 25 | 65 | 1.0 | 8 | 7.3 | |
| KMR / L 112.08.8025.2540 | ⊙ | ○ | 8 | 7.8 | 2.5 | 4.0 | 25 | 65 | 1.25 | 8 | 7.3 | |
| KMR / L 112.08.8025.3040 | ⊙ | ○ | 8 | 7.8 | 3.0 | 4.0 | 25 | 65 | 1.5 | 8 | 7.3 | |
| KMR / L 112.10.10030.1020 | ⊙ | ○ | 10 | 9.8 | 1.0 | 2.0 | 30 | 75 | 0.5 | 10 | 9.2 | KM1A.10.***.**** KM1B.10.***.**** |
| KMR / L 112.10.10030.1530 | ⊙ | ○ | 10 | 9.8 | 1.5 | 3.0 | 30 | 75 | 0.75 | 10 | 9.2 | |
| KMR / L 112.10.10030.2030 | ⊙ | ○ | 10 | 9.8 | 2.0 | 3.0 | 30 | 75 | 1.0 | 10 | 9.2 | |
| KMR / L 112.10.10030.2540 | ⊙ | ○ | 10 | 9.8 | 2.5 | 4.0 | 30 | 75 | 1.25 | 10 | 9.2 | |
| KMR / L 112.10.10030.3040 | ⊙ | ○ | 10 | 9.8 | 3.0 | 4.0 | 30 | 75 | 1.5 | 10 | 9.2 | |
| KMR / L 112.12.12040.1020 | ⊙ | ○ | 12 | 11.7 | 1.0 | 2.0 | 40 | 85 | 0.5 | 12 | 11 | KM1A.12.***.**** KM1B.12.***.**** |
| KMR / L 112.12.12040.1530 | ⊙ | ○ | 12 | 11.7 | 1.5 | 3.0 | 40 | 85 | 0.75 | 12 | 11 | |
| KMR / L 112.12.12040.2030 | ⊙ | ○ | 12 | 11.7 | 2.0 | 3.0 | 40 | 85 | 1.0 | 12 | 11 | |
| KMR / L 112.12.12040.2540 | ⊙ | ○ | 12 | 11.7 | 2.5 | 4.0 | 40 | 85 | 1.25 | 12 | 11 | |
| KMR / L 112.12.12040.3050 | ⊙ | ○ | 12 | 11.7 | 3.0 | 5.0 | 40 | 85 | 1.5 | 12 | 11 | |
| KMR / L 112.16.16045.1020 | ⊙ | ○ | 16 | 15.7 | 1.0 | 2.0 | 45 | 100 | 0.5 | 16 | 4.7 | KM1A.16.***.**** KM1B.16.***.**** |
| KMR / L 112.16.16045.1530 | ⊙ | ○ | 16 | 15.7 | 1.5 | 3.0 | 45 | 100 | 0.75 | 16 | 4.7 | |
| KMR / L 112.16.16045.2030 | ⊙ | ○ | 16 | 15.7 | 2.0 | 3.0 | 45 | 100 | 1.0 | 16 | 4.7 | |
| KMR / L 112.16.16045.2540 | ⊙ | ○ | 16 | 15.7 | 2.5 | 4.0 | 45 | 100 | 1.25 | 16 | 4.7 | |
| KMR / L 112.16.16045.3050 | ⊙ | ○ | 16 | 15.7 | 3.0 | 5.0 | 45 | 100 | 1.5 | 16 | 4.7 | |
| KMR / L 112.16.16045.4060 | ⊙ | ○ | 16 | 15.7 | 4.0 | 6.0 | 45 | 100 | 2.0 | 16 | 4.7 | |

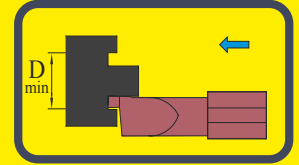
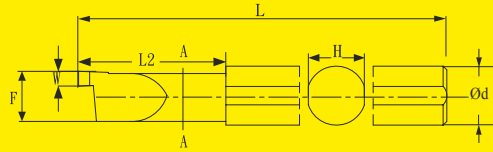
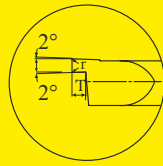



●●●● Основное применение.
○ Возможное применение.

- ⊙ Продукция может отсутствовать на складе.
- Продукция изготавливается под заказ, минимальное количество и срок изготовления по запросу.

МИКРОРЕЗЦЫ ДЛЯ АКСИАЛЬНЫХ КАНАВОК ВДОЛЬ ВАЛА

KMR / L 113



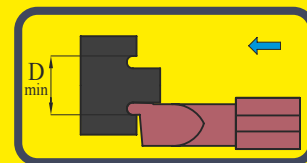
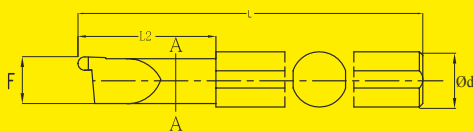
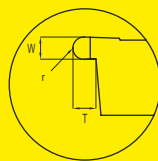

Изображено правое исполнение резца

| Артикул | Статус | | D min | F | W±0.03 | T | L2 | L | r | ϕd | Совместимая державка |
|---------------------------|--------|-----|-------|------|--------|-----|----|-----|-----|----|--------------------------------------|
| | KMR | KML | | | | | | | | | |
| KMR / L 113.06.6020.1020 | ⊙ | ○ | 6 | 5.8 | 1.0 | 2.0 | 20 | 50 | 0.1 | 6 | KM1A.06.***.**** KM1B.06.***.**** |
| KMR / L 113.06.6020.1520 | ⊙ | ○ | 6 | 5.8 | 1.5 | 2.0 | 20 | 50 | 0.2 | 6 | |
| KMR / L 113.06.6020.2030 | ⊙ | ○ | 6 | 5.8 | 2.0 | 3.0 | 20 | 50 | 0.2 | 6 | |
| KMR / L 113.08.8025.1020 | ⊙ | ○ | 8 | 7.8 | 1.0 | 2.0 | 25 | 65 | 0.1 | 8 | KM1A.08.***.**** KM1B.06.***.**** |
| KMR / L 113.08.8025.1530 | ⊙ | ○ | 8 | 7.8 | 1.5 | 3.0 | 25 | 65 | 0.2 | 8 | |
| KMR / L 113.08.8025.2030 | ⊙ | ○ | 8 | 7.8 | 2.0 | 3.0 | 25 | 65 | 0.2 | 8 | |
| KMR / L 113.08.8025.3040 | ⊙ | ○ | 8 | 7.8 | 3.0 | 4.0 | 25 | 65 | 0.3 | 8 | |
| KMR / L 113.10.10030.1020 | ⊙ | ○ | 10 | 9.8 | 1.0 | 2.0 | 30 | 75 | 0.1 | 10 | KM1A.10.***.**** KM1B.10.***.**** |
| KMR / L 113.10.10030.1530 | ⊙ | ○ | 10 | 9.8 | 1.5 | 3.0 | 30 | 75 | 0.2 | 10 | |
| KMR / L 113.10.10030.2030 | ⊙ | ○ | 10 | 9.8 | 2.0 | 3.0 | 30 | 75 | 0.2 | 10 | |
| KMR / L 113.10.10030.3040 | ⊙ | ○ | 10 | 9.8 | 3.0 | 4.0 | 30 | 75 | 0.3 | 10 | |
| KMR / L 113.12.12035.1020 | ⊙ | ○ | 12 | 11.7 | 1.0 | 2.0 | 35 | 80 | 0.1 | 12 | KM1A.12.***.**** KM1B.12.***.**** |
| KMR / L 113.12.12035.2030 | ⊙ | ○ | 12 | 11.7 | 2.0 | 3.0 | 35 | 80 | 0.2 | 12 | |
| KMR / L 113.12.12035.3040 | ⊙ | ○ | 12 | 11.7 | 3.0 | 4.0 | 35 | 80 | 0.3 | 12 | |
| KMR / L 113.16.16045.1020 | ⊙ | ○ | 16 | 15.7 | 1.0 | 2.0 | 45 | 100 | 0.1 | 16 | KM1A.16.***.**** KM1B.16.***.**** |
| KMR / L 113.16.16045.2030 | ⊙ | ○ | 16 | 15.7 | 2.0 | 3.0 | 45 | 100 | 0.2 | 16 | |
| KMR / L 113.16.16045.3050 | ⊙ | ○ | 16 | 15.7 | 3.0 | 5.0 | 45 | 100 | 0.3 | 16 | |
| KMR / L 113.16.16045.4060 | ⊙ | ○ | 16 | 15.7 | 4.0 | 6.0 | 45 | 100 | 0.3 | 16 | |



●●●● Основное применение.
○ Возможное применение.

- ⊙ Продукция может отсутствовать на складе.
- Продукция изготавливается под заказ, минимальное количество и срок изготовления по запросу.

МИКРОРЕЗЦЫ ДЛЯ РАДИУСНЫХ АКСИАЛЬНЫХ КАНАВОК ВДОЛЬ ВАЛА
KMR / L 114


Изображено правое исполнение резца

| Артикул | Статус | | D min | F | W±0.03 | T | L2 | L | r | Ød | Совместимая державка |
|---------------------------|--------|-----|-------|------|--------|-----|----|-----|------|----|--------------------------------------|
| | KMR | KML | | | | | | | | | |
| KMR / L 114.06.6020.1020 | ⊙ | ○ | 6 | 5.8 | 1.0 | 2.0 | 20 | 55 | 0.5 | 6 | KM1A.06.*** **** KM1B.06.*** **** |
| KMR / L 114.06.6020.1520 | ⊙ | ○ | 6 | 5.8 | 1.5 | 2.0 | 20 | 55 | 0.75 | 6 | |
| KMR / L 114.06.6020.2030 | ⊙ | ○ | 6 | 5.8 | 2.0 | 3.0 | 20 | 55 | 1.0 | 6 | |
| KMR / L 114.08.8025.1020 | ⊙ | ○ | 8 | 7.8 | 1.0 | 2.0 | 25 | 65 | 0.5 | 8 | KM1A.08.*** **** KM1B.08.*** **** |
| KMR / L 114.08.8025.1530 | ⊙ | ○ | 8 | 7.8 | 1.5 | 3.0 | 25 | 65 | 0.75 | 8 | |
| KMR / L 114.08.8025.2030 | ⊙ | ○ | 8 | 7.8 | 2.0 | 3.0 | 25 | 65 | 1.0 | 8 | |
| KMR / L 114.08.8025.2540 | ⊙ | ○ | 8 | 7.8 | 2.5 | 4.0 | 25 | 65 | 1.25 | 8 | |
| KMR / L 114.08.8025.3040 | ⊙ | ○ | 8 | 7.8 | 3.0 | 4.0 | 25 | 65 | 1.5 | 8 | |
| KMR / L 114.10.10030.1020 | ⊙ | ○ | 10 | 9.8 | 1.0 | 2.0 | 30 | 75 | 0.5 | 10 | KM1A.10.*** **** KM1B.10.*** **** |
| KMR / L 114.10.10030.1530 | ⊙ | ○ | 10 | 9.8 | 1.5 | 3.0 | 30 | 75 | 0.75 | 10 | |
| KMR / L 114.10.10030.2030 | ⊙ | ○ | 10 | 9.8 | 2.0 | 3.0 | 30 | 75 | 1.0 | 10 | |
| KMR / L 114.10.10030.2540 | ⊙ | ○ | 10 | 9.8 | 2.5 | 4.0 | 30 | 75 | 1.25 | 10 | |
| KMR / L 114.10.10030.3040 | ⊙ | ○ | 12 | 9.8 | 3.0 | 4.0 | 30 | 85 | 1.5 | 12 | |
| KMR / L 114.12.12040.1020 | ⊙ | ○ | 12 | 11.7 | 1.0 | 2.0 | 40 | 85 | 0.5 | 12 | KM1A.12.*** **** KM1B.12.*** **** |
| KMR / L 114.12.12040.1530 | ⊙ | ○ | 12 | 11.7 | 1.5 | 3.0 | 40 | 85 | 0.75 | 12 | |
| KMR / L 114.12.12040.2030 | ⊙ | ○ | 12 | 11.7 | 2.0 | 3.0 | 40 | 85 | 1.0 | 12 | |
| KMR / L 114.12.12040.2540 | ⊙ | ○ | 12 | 11.7 | 2.5 | 4.0 | 40 | 85 | 1.25 | 12 | |
| KMR / L 114.12.12040.3050 | ⊙ | ○ | 12 | 11.7 | 3.0 | 5.0 | 40 | 85 | 1.5 | 12 | |
| KMR / L 114.16.16045.1020 | ⊙ | ○ | 16 | 15.7 | 1.0 | 2.0 | 45 | 100 | 0.5 | 16 | KM1A.16.*** **** KM1B.16.*** **** |
| KMR / L 114.16.16045.1530 | ⊙ | ○ | 16 | 15.7 | 1.5 | 3.0 | 45 | 100 | 0.75 | 16 | |
| KMR / L 114.16.16045.2030 | ⊙ | ○ | 16 | 15.7 | 2.0 | 3.0 | 45 | 100 | 1.0 | 16 | |
| KMR / L 114.16.16045.2540 | ⊙ | ○ | 16 | 15.7 | 2.5 | 4.0 | 45 | 100 | 1.25 | 16 | |
| KMR / L 114.16.16045.3050 | ⊙ | ○ | 16 | 15.7 | 3.0 | 5.0 | 45 | 100 | 1.5 | 16 | |
| KMR / L 114.16.16045.4060 | ⊙ | ○ | 16 | 15.7 | 4.0 | 6.0 | 45 | 100 | 2.0 | 16 | |



●●●● Основное применение.
○ Возможное применение.

- ⊙ Продукция может отсутствовать на складе.
- Продукция изготавливается под заказ, минимальное количество и срок изготовления по запросу.

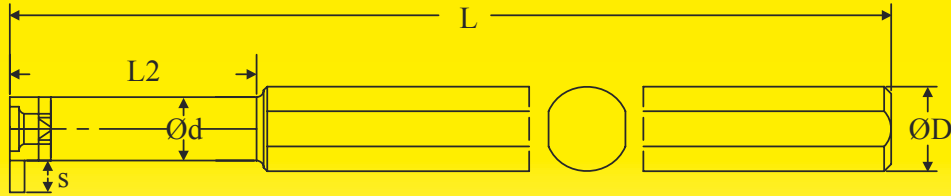
РАЗДЕЛ 3

**ИНСТРУМЕНТ
ДЛЯ ОБРАБОТКИ
ОТВЕРСТИЙ
(от 8,0 мм)**

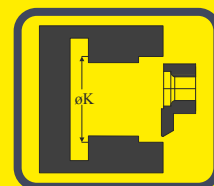
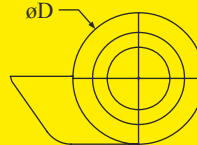
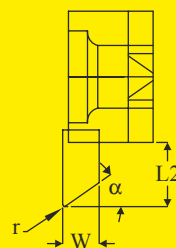

СОДЕРЖАНИЕ РАЗДЕЛА 3

| №№ СЕРИЙ | НАЗНАЧЕНИЕ ИНСТРУМЕНТА | стр. |
|-----------------|---|-------------|
| | ДЕРЖАВКИ ДЛЯ СМЕННЫХ ГОЛОВОК | 39 |
| | ГОЛОВКИ ДЛЯ ПРЯМОГО ТОЧЕНИЯ | 40 |
| | ГОЛОВКИ ДЛЯ ОБРАТНОГО ТОЧЕНИЯ | 40 |
| | ГОЛОВКИ ДЛЯ НАРЕЗАНИЯ КАНАВОК | 41 |
| | ГОЛОВКИ ДЛЯ ОБРАЗОВАНИЯ ФАСОК | 42 |
| | ГОЛОВКИ ДЛЯ НАРЕЗАНИЯ КАНАВОК | 43 |
| | ГОЛОВКИ ДЛЯ НАРЕЗАНИЯ АКСИАЛЬНЫХ КАНАВОК | 44 |
| | | |

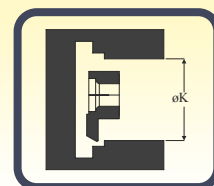
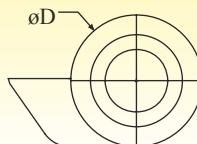
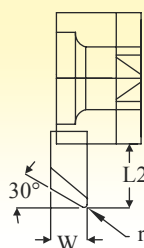
ДЕРЖАВКИ ДЛЯ СМЕННЫХ ГОЛОВОК



| Артикул | D min | Ød | L2 | s | L | ØD |
|----------------|-------|----|----|-----|-----|----|
| КМК4.06.090.10 | 8 | 6 | 15 | 1.8 | 90 | 10 |
| КМК4.06.100.10 | 8 | 6 | 20 | 1.8 | 100 | 10 |
| КМК4.07.110.12 | 10 | 7 | 16 | 2.8 | 110 | 12 |
| КМК4.07.125.12 | 10 | 7 | 30 | 2.8 | 125 | 12 |
| КМК4.09.110.12 | 14 | 9 | 22 | 4.3 | 110 | 12 |
| КМК4.09.125.12 | 14 | 9 | 35 | 4.3 | 125 | 12 |

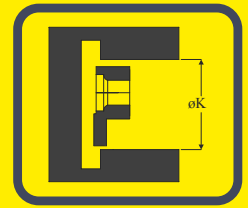
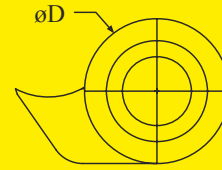
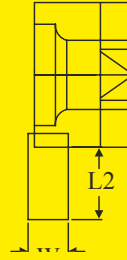
ГОЛОВКИ ДЛЯ ПРЯМОГО ТОЧЕНИЯ


| Артикул | Размеры (мм) | | | | | | Сплав | | Совместимая державка |
|----------------------|--------------|------------------|-----|-----|------|----|-------|--|----------------------|
| | W | D _{min} | θ° | L2 | r | Ød | | | |
| KMR401.06.200.20.005 | 2.0 | 8.0 | 20 | 1.5 | 0.05 | 6 | | | КМК4.06.*** ** |
| KMR401.06.200.20.010 | | | | | 0.1 | | | | |
| KMR401.06.200.20.020 | | | | | 0.2 | | | | |
| KMR401.06.200.30.005 | | | 30 | | 0.05 | | | | |
| KMR401.06.200.30.010 | | | | | 0.1 | | | | |
| KMR401.06.200.30.020 | | | | | 0.2 | | | | |
| KMR401.06.200.50.005 | | | 50 | | 0.05 | | | | |
| KMR401.06.200.50.010 | | | | | 0.1 | | | | |
| KMR401.06.200.50.020 | | | | | 0.2 | | | | |
| KMR401.07.200.20.005 | | | 2.0 | | 10.0 | | | | |
| KMR401.07.200.20.010 | 0.1 | | | | | | | | |
| KMR401.07.200.20.020 | 0.2 | | | | | | | | |
| KMR401.07.200.30.005 | 30 | 0.05 | | | | | | | |
| KMR401.07.200.30.010 | | 0.1 | | | | | | | |
| KMR401.07.200.30.020 | | 0.2 | | | | | | | |
| KMR401.07.200.50.005 | 50 | 0.05 | | | | | | | |
| KMR401.07.200.50.010 | | 0.1 | | | | | | | |
| KMR401.07.200.50.020 | | 0.2 | | | | | | | |

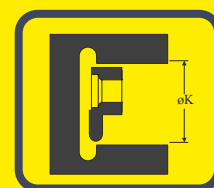
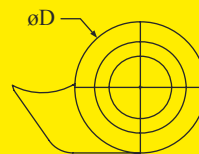
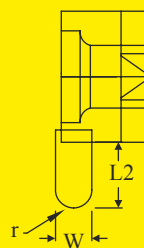

ГОЛОВКИ ДЛЯ ОБРАТНОГО ТОЧЕНИЯ


| Артикул | Размеры (мм) | | | | | Сплав | | Совместимая державка |
|----------------------|--------------|------------------|-----|-----|----|-------|--|----------------------|
| | W | D _{min} | L2 | r | Ød | | | |
| KMR402.06.200.15.010 | 2.0 | 8.0 | 1.5 | 0.1 | 6 | | | КМК4.06.*** ** |
| KMR402.06.200.15.020 | | | | 0.2 | | | | |
| KMR402.07.200.25.010 | 2.0 | 10.0 | 2.5 | 0.1 | 7 | | | КМК4.07.*** ** |
| KMR402.07.200.25.020 | | | | 0.2 | | | | |
| KMR402.09.300.40.010 | 3.0 | 14.0 | 4.0 | 0.1 | 9 | | | КМК4.09.*** ** |
| KMR402.09.300.40.020 | | | | 0.2 | | | | |

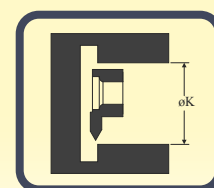
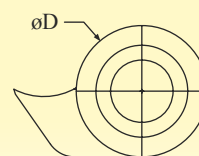
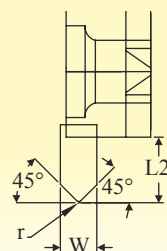

ГОЛОВКИ ДЛЯ НАРЕЗАНИЯ КАНАВОК



| Артикул | Размеры (мм) | | | | | Сплав | | Совместимая державка | | | |
|----------------------|--------------|----------|------|------|----|-------|-----|----------------------|-----|-----|---------------|
| | W | D min | L2 | r | Ød | | | | | | |
| KMR403.06.050.12.005 | 0.50 | 8.0 | 1.2 | 0.05 | 6 | | | КМК4.06.***.** | | | |
| KMR403.06.060.15.005 | 0.60 | | 1.5 | | | 0.1 | | | | | |
| KMR403.06.070.15.005 | 0.70 | | | | | | | | | | |
| KMR403.06.075.15.010 | 0.75 | | | | | | | | | | |
| KMR403.06.080.15.010 | 0.80 | | 1.8 | 0.2 | | | | | | | |
| KMR403.06.085.15.010 | 0.85 | | | | | | | | | | |
| KMR403.06.095.15.010 | 0.95 | | | | | | | | | | |
| KMR403.06.100.18.010 | 1.00 | | | | | | | | | | |
| KMR403.06.110.18.010 | 1.10 | | | | | | | | | | |
| KMR403.06.125.18.020 | 1.25 | | | | | | | | | | |
| KMR403.06.150.18.020 | 1.50 | | 10.0 | 2.0 | | 0.1 | 7 | | | | КМК4.07***.** |
| KMR403.06.175.18.020 | 1.75 | | | | | | | | 2.8 | 0.2 | |
| KMR403.06.200.18.020 | 2.00 | | | | | | | | | | |
| KMR403.07.075.20.010 | 0.75 | | | | | | | | | | |
| KMR403.07.095.20.010 | 0.95 | | | | | | | | | | |
| KMR403.07.100.20.010 | 1.00 | | | | | | | | | | |
| KMR403.07.125.28.020 | 1.25 | | | | | | | | | | |
| KMR403.07.150.28.020 | 1.50 | | | | | | | | | | |
| KMR403.07.200.28.020 | 2.00 | 14.0 | 2.0 | 0.1 | 9 | | | КМК4.09.***.** | | | |
| KMR403.07.250.28.020 | 2.50 | | | | | 4.3 | 0.2 | | | | |
| KMR403.07.300.28.020 | 3.00 | | | | | | | | | | |
| KMR403.09.075.20.010 | 0.75 | | | | | | | | | | |
| KMR403.09.095.20.010 | 0.95 | | | | | | | | | | |
| KMR403.09.100.20.010 | 1.00 | | | | | | | | | | |
| KMR403.09.125.43.020 | 1.25 | | | | | | | | | | |
| KMR403.09.150.43.020 | 1.50 | | | | | | | | | | |
| KMR403.09.200.43.020 | 2.00 | | | | | | | | | | |
| KMR403.09.250.43.020 | 2.50 | | | | | | | | | | |
| KMR403.09.300.43.020 | 3.00 | | | | | | | | | | |

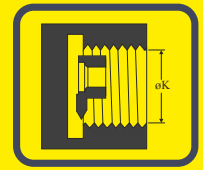
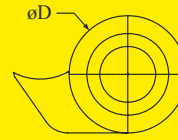
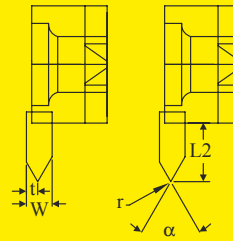
ГОЛОВКИ ДЛЯ НАРЕЗАНИЯ КАНАВОК


| Артикул | Размеры (мм) | | | | | Сплав | | Совместимая державка | |
|----------------------|--------------|------------------|-----|------|----|-------|--|----------------------|--|
| | W | D _{min} | L2 | r | Ød | | | | |
| KMR404.06.100.15.050 | 1.00 | 8.0 | 1.5 | 0.5 | 6 | | | КМК4.06.***.** | |
| KMR404.06.150.18.075 | 1.50 | | 1.8 | 0.75 | | | | | |
| KMR404.06.200.18.100 | 2.00 | | | 1.0 | | | | | |
| KMR404.07.100.20.050 | 1.00 | 10.0 | 2.0 | 0.5 | 7 | | | КМК4.07.***.** | |
| KMR404.07.150.28.075 | 1.50 | | | | | 0.75 | | | |
| KMR404.07.200.28.100 | 2.00 | | | | | 1.0 | | | |
| KMR404.07.250.28.125 | 2.50 | | | | | 1.25 | | | |
| KMR404.07.300.28.150 | 3.00 | | | | | 1.5 | | | |
| KMR404.09.100.20.050 | 1.00 | 14.0 | 2.0 | 0.5 | 9 | | | КМК4.09.***.** | |
| KMR404.09.150.43.075 | 1.50 | | | | | 0.75 | | | |
| KMR404.09.200.43.100 | 2.00 | | | | | 1.0 | | | |
| KMR404.09.250.43.125 | 2.50 | | | | | 1.25 | | | |
| KMR404.09.300.43.150 | 3.00 | | | | | 1.5 | | | |

ГОЛОВКИ ДЛЯ ОБРАЗОВАНИЯ ФАСОК


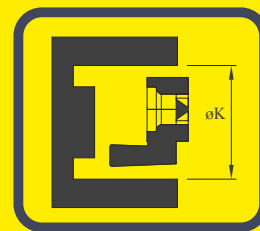
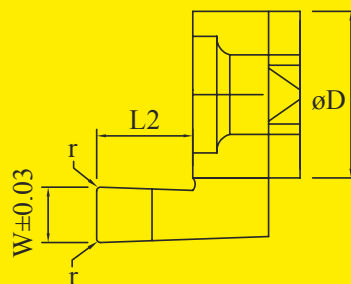
| Артикул | Размеры (мм) | | | | | Сплав | | Совместимая державка |
|----------------------|--------------|------------------|-----|-----|----|-------|--|----------------------|
| | W | D _{min} | L2 | r | Ød | | | |
| KMR405.06.250.15.020 | 2.5 | 8.0 | 1.5 | 0.2 | 6 | | | КМК4.06.***.** |
| KMR405.07.300.25.020 | 3.0 | 10.0 | 2.5 | | 7 | | | КМК4.07.***.** |
| KMR405.09.300.40.020 | | 14.0 | 4.0 | | 9 | | | КМК4.09.***.** |

ГОЛОВКИ ДЛЯ НАРЕЗАНИЯ РЕЗЬБЫ

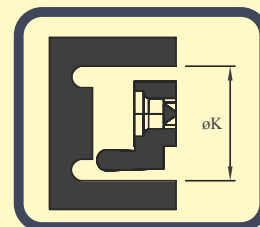
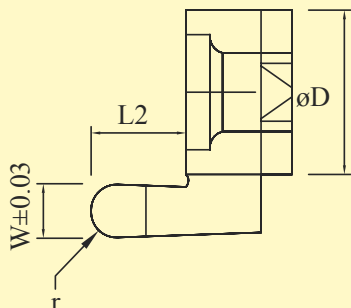



| Артикул | Размеры (мм) | | | | | | | Pitch | TPI | Сплав | | Совместимая державка | | | | |
|---------------------------|--------------|-------|------|-----|------|-----|------|--------------|-------|-------|--|----------------------|--|--|--|------|
| | W | D min | θ° | L2 | r | t | Ød | | | | | | | | | |
| KMR 406.06.150.050125.003 | 1.5 | 8.0 | 60 | 1.5 | 0.03 | 0.5 | 6 | P0.5 ~ P1.25 | 48~24 | | | КМК4.06.***.** | | | | |
| KMR 406.06.150.050125.005 | | | | | 0.05 | 0.7 | | | | | | | | | | |
| KMR 406.06.150.100150.100 | | | | | 1.0 | 0.9 | | | | | | | | | | |
| KMR 406.06.200.100150.100 | 2.0 | | | | 55 | | | 0.2 | 0.9 | | | | | | | |
| KMR 406.06.200.150300.020 | | | | | | | | 0.1 | | | | | | | | 14~8 |
| KMR 406.06.200.240120.010 | | | | | | | | 0.2 | | | | | | | | |
| KMR 406.06.200.140080.020 | | 0.2 | 14~8 | | | | | | | | | | | | | |
| KMR 406.07.150.050125.003 | 1.5 | 10.0 | 60 | 2.5 | 0.03 | 0.5 | 7 | P0.5 ~ P1.25 | 48~24 | | | КМК4.07.***.** | | | | |
| KMR 406.07.150.050125.005 | | | | | 0.05 | 0.7 | | | | | | | | | | |
| KMR 406.07.150.100150.100 | | | | | 1.0 | 0.9 | | | | | | | | | | |
| KMR 406.07.200.100150.100 | 2.0 | | | | 55 | | | 0.2 | 0.9 | | | | | | | |
| KMR 406.07.200.150300.020 | | | | | | | | 0.1 | | | | | | | | 14~8 |
| KMR 406.07.200.240120.010 | | | | | | | | 0.2 | | | | | | | | |
| KMR 406.07.200.140080.020 | | 0.2 | 14~8 | | | | | | | | | | | | | |
| KMR 406.09.200.050125.005 | 2.0 | 14.0 | 60 | 4.0 | 0.05 | 0.7 | 9 | P0.5 ~ P1.25 | 48~24 | | | КМК4.09.***.** | | | | |
| KMR 406.09.200.050125.010 | | | | | 0.1 | 0.9 | | | | | | | | | | |
| KMR 406.09.200.100150.020 | | | | | 0.2 | 0.9 | | | | | | | | | | |
| KMR 406.09.300.100150.020 | 3.0 | | | | 55 | | | 0.2 | 1.3 | | | | | | | |
| KMR 406.09.200.140080.010 | 2.0 | | | | | | | 0.1 | 0.9 | | | | | | | 14~8 |
| KMR 406.09.200.240120.020 | | | | | | | | 0.2 | | | | | | | | |
| KMR 406.09.300.140080.020 | | 3.0 | 0.2 | 1.3 | | | 14~8 | | | | | | | | | |

ГОЛОВКИ ДЛЯ НАРЕЗАНИЯ АКСИАЛЬНЫХ КАНАВОК



| Артикул | Размеры (мм) | | | | | Сплав | | Совместимая державка |
|----------------------|--------------|-------|-----|-----|----|-------|--|----------------------|
| | W | D min | L2 | r | Ød | | | |
| KMR407.09.100.20.020 | 1.00 | 12.0 | 2.0 | 0.2 | 9 | | | КМК4.09.*** ** |
| KMR407.09.125.20.020 | 1.25 | | | | | | | |
| KMR407.09.150.30.020 | 1.50 | | | | | | | |
| KMR407.09.175.30.020 | 1.75 | | 3.0 | | | | | |
| KMR407.09.200.30.020 | 2.00 | | | | | | | |
| KMR407.09.250.30.020 | 2.50 | | | | | | | |
| KMR407.09.300.30.020 | 3.00 | | | | | | | |
| KMR407.09.200.50.020 | 2.00 | 13.0 | 5.0 | | | | | |
| KMR407.09.250.50.020 | 2.50 | | | | | | | |
| KMR407.09.300.50.020 | 3.00 | | | | | | | |



| Артикул | Размеры (мм) | | | | | Сплав | | Совместимая державка |
|----------------------|--------------|-------|-----|------|----|-------|--|----------------------|
| | W | D min | L2 | r | Ød | | | |
| KMR408.09.100.20.050 | 1.00 | 12.0 | 2.0 | 0.50 | 9 | | | КМК4.09.*** ** |
| KMR408.09.150.30.075 | 1.50 | | | 0.75 | | | | |
| KMR408.09.200.30.100 | 2.00 | | 3.0 | 1.00 | | | | |
| KMR408.09.250.30.125 | 2.50 | | | 1.25 | | | | |
| KMR408.09.300.30.150 | 3.00 | | | 1.50 | | | | |
| KMR408.09.200.50.100 | 2.00 | 13.0 | 5.0 | 1.00 | 9 | | | |
| KMR408.09.250.50.125 | 2.50 | | | 1.25 | | | | |
| KMR408.09.300.50.150 | 3.00 | | | 1.50 | | | | |

РАЗДЕЛ 4

ИНСТРУМЕНТ ДЛЯ ТОКАРНЫХ АВТОМАТОВ ПРОДОЛЬНОГО ТОЧЕНИЯ

| | №№ СЕРИЙ | НАЗНАЧЕНИЕ ИНСТРУМЕНТА | стр. |
|-------------------------------|------------------------------|--|------|
| <p>СПЛАВЫ СТРУЖКОЛОМЫ</p> | | ОПИСАНИЕ СПЛАВОВ. ПРИМЕНЯЕМОСТЬ СТРУЖКОЛОМОВ | 48 |
| | | ДЕРЖАВКИ РЕЗЦОВ | 49 |
| | 263A | ПЛАСТИНЫ ДЛЯ ПРЯМОГО ТОЧЕНИЯ ПРАВЫЕ | 50 |
| | 263B 354B | ПЛАСТИНЫ ДЛЯ ОБРАЗОВАНИЯ ФАСОК ПРАВЫЕ | 53 |
| | 263C 354C 263D 354D | ПЛАСТИНЫ ДЛЯ ОБРАТНОГО ТОЧЕНИЯ ПРАВЫЕ | 54 |
| | 263E 354E 263F 354F | ПЛАСТИНЫ ДЛЯ ОБРАТНОГО ТОЧЕНИЯ ЛЕВЫЕ | 57 |
| | 263G 354G | ПЛАСТИНЫ РЕЗЬБОВЫЕ ПРАВЫЕ | 58 |
| | 263H 354H | ПЛАСТИНЫ РЕЗЬБОВЫЕ ЛЕВЫЕ | 58 |
| | 263J 353J | ПЛАСТИНЫ ОТРЕЗНЫЕ ПРАВЫЕ | 59 |
| | 263K 353K | ПЛАСТИНЫ ОТРЕЗНЫЕ ЛЕВЫЕ | 63 |

| №№ СЕРИЙ | НАЗНАЧЕНИЕ ИНСТРУМЕНТА | стр. |
|--------------------------------|--|------|
| | 263L 353L ПЛАСТИНЫ ОТРЕЗНЫЕ ЛЕВЫЕ ПРАВОСТОРОННИЕ | 67 |
| | 264M 354M ПЛАСТИНЫ ДЛЯ АКСИАЛЬНЫХ КАНАВОК | 71 |
| | 263N 353N 355N 263P 354P 355P ПЛАСТИНЫ КАНАВОЧНЫЕ | 72 |
| | 263Q 354Q 263R 354R ПЛАСТИНЫ ДЛЯ НАРЕЗАНИЯ КАНАВОК И ТОЧЕНИЯ | 73 |
| INFO | ТЕХНИЧЕСКАЯ ЧАСТЬ | 77 |
| V f a_p | РЕЖИМЫ РЕЗАНИЯ | 78 |
| BRINELL VICKERS ROCKWELL | ТАБЛИЦА СООТВЕТСТВИЯ ПРОЧНОСТИ И ТВЕРДОСТИ | 79 |
| ISO 513 P M K N S H | ТАБЛИЦА СООТВЕТСТВИЯ ОБРАБАТЫВАЕМЫХ МАТЕРИАЛОВ | 80 |

ПЛАСТИНЫ ИСПОЛНЕНЫ В СЛЕДУЮЩИХ ОСНОВНЫХ СПЛАВАХ:

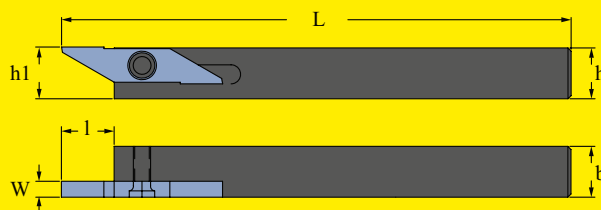
| | | |
|--|---|--|
|  | <p>MX2</p> <p>Универсальный мелкозернистый твердый сплав с PVD-покрытием AlTiN</p> | <p>P ● M ● N ● S ●</p> <p>Основное применение – обработка сталей, нержавеющей сталей, жаропрочных и титановых сплавов. Обладает высокой термостойкостью.</p> |
|  | <p>SX3</p> <p>Универсальный мелкозернистый твердый сплав с PVD-покрытием TiN</p> | <p>P ○ M ○ N ●</p> <p>Предназначен для легкой обработки цветных металлов и сплавов (медь и медные сплавы), также подходит для обработки алюминия и алюминиевых сплавов с низкими скоростями резания. Лучший выбор для обработки мягких материалов имеющих тенденцию к наростообразованию на режущей кромке. Также применяется при обработке деталей малых диаметров из автоматных сталей.</p> |
|  | <p>CB1</p> <p>Универсальный мелкозернистый твердый сплав без покрытия</p> | <p>N ● S ○</p> <p>Применяется для обработки алюминия, алюминиевых сплавов, возможна обработка экзотических материалов, например титановых сплавов. Данный сплав может являться основой для нанесения специальных покрытий по заявкам клиентов</p> |

ПРИМЕНЕНИЕ СТРУЖКОЛОМОВ

| | Стружколомы | Легко обрабатываемые стали | Стали | Нержавеющие стали | Нержавеющие стали с низкой вязкостью | Алюминиевые сплавы | Медные сплавы | Титановые сплавы | Характеристика геометрии |
|---------------------------|-----------------|----------------------------|-------|-------------------|--------------------------------------|--------------------|---------------|------------------|---|
| Точение | без стружколома | ● | ▲ | ▲ | ● | ▲ | ▲ | ▲ | Геометрия без стружколома Легко поддается переточке |
| | NZ | ● | ● | ● | ● | ● | ● | ○ | Стандартная позитивная геометрия |
| | XV/NF | ● | ● | ○ | ○ | ○ | ○ | ▲ | Эффективный контроль стружколomanия |
| | NV | ○ | ● | ● | | ● | ● | ○ | Эффективный контроль стружколomanия |
| | NB | ○ | ○ | ○ | | ▲ | ▲ | | Геометрия для легких чистовых работ |
| Отрезка/нарезание канавок | без стружколома | ● | ○ | ▲ | ○ | ▲ | ▲ | ○ | Геометрия без стружколома Легко поддается переточке |
| | XF | ○ | ● | ● | ● | | ○ | ● | Для труднообрабатываемых материалов |
| | XC | | | ● | | ● | ● | ○ | Для материалов с высокой адгезией, дающих длинную стружку |
| | XV | | | ○ | | ○ | ○ | | Для материалов, дающих длинную стружку |

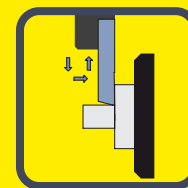
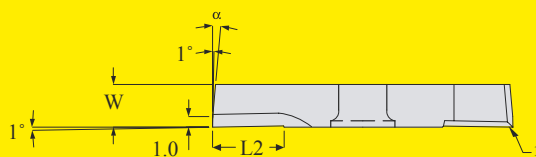

● ОСНОВНОЕ ПРИМЕНЕНИЕ ○ ВОЗМОЖНОЕ ПРИМЕНЕНИЕ ▲ ДЛЯ ХРУПКИХ И МЕЛКИХ ДЕТАЛЕЙ

ДЕРЖАВКИ РЕЗЦОВ

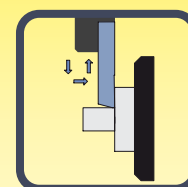
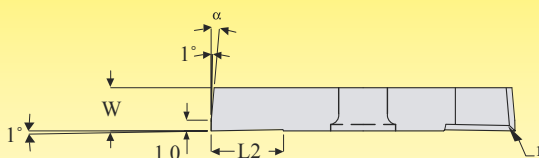



*ПОКАЗАНО ПРАВОЕ ИСПОЛНЕНИЕ ДЕРЖАВКИ

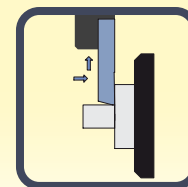
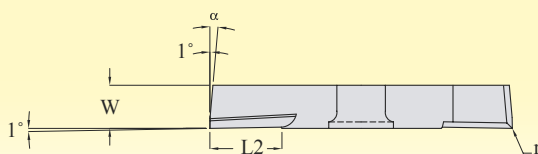
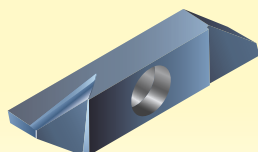
| Артикул | h=h1 | b мм | l мм | L мм | W мм | Совместимые пластины |
|-----------------|------|------|------|------|------|---|
| STR/L 1010 H353 | 10 | 10 | 11 | 100 | 3 | 353J** |
| STR/L 1212 H353 | 12 | 12 | 11 | 100 | 3 | 353J** 353K** |
| STR/L 1616 H353 | 16 | 16 | 11 | 100 | 3 | |
| STR/L 2020 J353 | 20 | 20 | 11 | 110 | 3 | |
| STR/L 2525 K353 | 25 | 25 | 11 | 125 | 3 | |
| STR/L 1010 H354 | 10 | 10 | 11 | 100 | 4 | |
| STR/L 1212 H354 | 12 | 12 | 11 | 100 | 4 | |
| STR/L 1616 H354 | 16 | 16 | 11 | 100 | 4 | |
| STR/L 2020 J354 | 20 | 20 | 11 | 110 | 4 | |
| STR/L 2525 K354 | 25 | 25 | 11 | 125 | 4 | |
| STR/L 1010 H355 | 10 | 10 | 11 | 100 | 5 | 355N*** |
| STR/L 1212 H355 | 12 | 12 | 11 | 100 | 5 | |
| STR/L 1616 H355 | 16 | 16 | 11 | 100 | 5 | |
| STR/L 2020 J355 | 20 | 20 | 11 | 110 | 5 | |
| STR/L 2525 K355 | 25 | 25 | 11 | 125 | 5 | |
| STR/L 0707 H263 | 7 | 7 | 9 | 100 | 3 | 263A*** 263J*** 263K*** 263G*** |
| STR/L 0808 H263 | 8 | 8 | 9 | 100 | 3 | |
| STR/L 1010 H263 | 10 | 10 | 9 | 100 | 3 | |
| STR/L 1212 H263 | 12 | 12 | 9 | 100 | 3 | |
| STR/L 1616 H263 | 16 | 16 | 9 | 100 | 3 | |
| STR/L 2020 J263 | 20 | 20 | 9 | 110 | 3 | |
| STR/L 2525 K263 | 25 | 25 | 9 | 125 | 3 | 264C*** 264N*** 264R*** 264A*** 264D*** |
| STR/L 0707 H264 | 7 | 7 | 9 | 100 | 4 | |
| STR/L 0808 H264 | 8 | 8 | 9 | 100 | 4 | |
| STR/L 1010 H264 | 10 | 10 | 9 | 100 | 4 | |
| STR/L 1212 H264 | 12 | 12 | 9 | 100 | 4 | |
| STR/L 1616 H264 | 16 | 16 | 9 | 100 | 4 | |
| STR/L 2020 J264 | 20 | 20 | 9 | 110 | 4 | |
| STR/L 2525 K264 | 25 | 25 | 9 | 125 | 4 | |
| STR/L 2525 K264 | 25 | 25 | 9 | 125 | 4 | |

ПЛАСТИНЫ ДЛЯ ПРЯМОГО ТОЧЕНИЯ ПРАВЫЕ
Стружколом NF


| Артикул | W | 0° | r | L2 | CB1 | MX2 | SX3 | Державка |
|----------------|-----|----|------|-----|-----|-----|-----|--------------|
| 263A.30.000 NF | 3.0 | 5° | 0.00 | 6.5 | | ● | | STRXXXX X263 |
| 263A.30.010 NF | 3.0 | | 0.10 | | | ● | | |
| 263A.30.020 NF | 3.0 | | 0.20 | | | ● | | |

Стружколом MY


| Артикул | W | 0° | r | L2 | CB1 | MX2 | SX3 | Державка | |
|----------------|-----|----|------|-----|-----|-----|-----|--------------|--|
| 263A.30.000 MY | 3.0 | 5° | 0.00 | 6.5 | ● | ● | | STRXXXX X263 | |
| 263A.30.010 MY | 3.0 | | 0.10 | | | ● | ● | | |
| 263A.30.020 MY | 3.0 | | 0.20 | | | ● | ● | | |

Стружколом NV


| Артикул | W | 0° | r | L2 | CB1 | MX2 | SX3 | Державка | |
|----------------|-----|----|------|-----|-----|-----|-----|--------------|--|
| 263A.30.000 NV | 3.0 | 5° | 0.00 | 6.5 | ● | ● | | STRXXXX X263 | |
| 263A.30.005 NV | 3.0 | | 0.05 | | | | | | |
| 263A.30.010 NV | 3.0 | | 0.10 | | | ● | ● | | |
| 263A.30.020 NV | 3.0 | | 0.20 | | | ● | ● | | |
| 263A.30.040 NV | 3.0 | | 0.40 | | | | | | |

● Стандартный ассортимент.

○ Изготавливается под заказ.
Минимальное количество
и срок изготовления – по запросу.

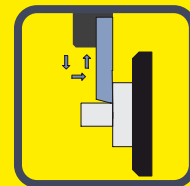
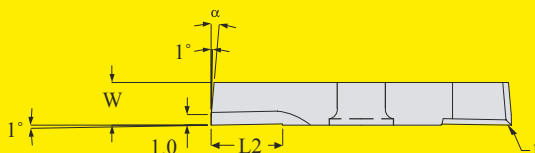

| | | |
|---|---|---|
| P | ● | ○ |
| M | ● | ○ |
| N | ● | ○ |
| S | ● | ○ |

● ● ● ● Основное применение.

○ Возможное применение.

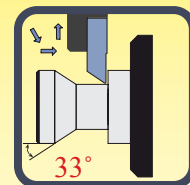
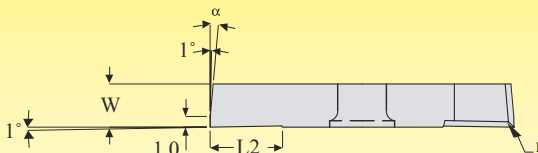
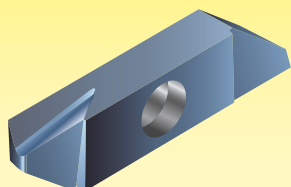
ПЛАСТИНЫ ДЛЯ ПРЯМОГО ТОЧЕНИЯ ПРАВЫЕ

Стружколом NU



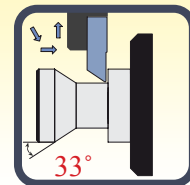
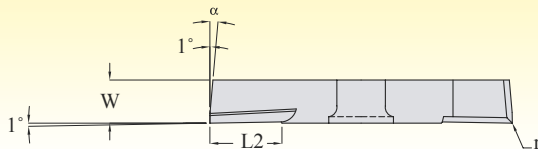
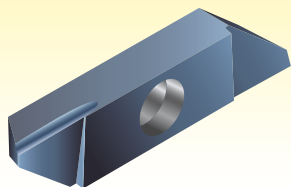
| Артикул | W | 0° | r | L2 | CB1 | MX2 | SX3 | Державка |
|----------------|-----|----|------|-----|-----|-----|-----|--------------|
| 263A.30.000 NU | 3.0 | 5° | 0.00 | 6.5 | ● | ● | ● | STRXXXX X263 |
| 263A.30.005 NU | 3.0 | | 0.05 | | | | | |
| 263A.30.010 NU | 3.0 | | 0.10 | | ● | ● | ● | |
| 263A.30.020 NU | 3.0 | | 0.20 | | ● | ● | ● | |

Стружколом NV



| Артикул | W | 0° | r | L2 | CB1 | MX2 | SX3 | Державка |
|-----------------|-----|-----|------|-----|-----|-----|-----|--------------|
| 263A.30D.000 NV | 3.0 | 55° | 0.00 | 6.5 | ● | ● | | STRXXXX X263 |
| 263A.30D.005 NV | 3.0 | | 0.05 | | | | | |
| 263A.30D.010 NV | 3.0 | | 0.10 | | ● | ● | | |
| 263A.30D.020 NV | 3.0 | | 0.20 | | ● | ● | | |
| 263A.30D.040 NV | 3.0 | | 0.40 | | | | | |

Стружколом NF



| Артикул | W | 0° | r | L2 | CB1 | MX2 | SX3 | Державка |
|-----------------|-----|-----|------|-----|-----|-----|-----|--------------|
| 263A.30D.000 NF | 3.0 | 55° | 0.00 | 6.5 | ● | ● | | STRXXXX X263 |
| 263A.30D.010 NF | 3.0 | | 0.10 | | ● | ● | | |
| 263A.30D.020 NF | 3.0 | | 0.20 | | ● | ● | | |

● Стандартный ассортимент.

○ Изготавливается под заказ.

Минимальное количество и срок изготовления – по запросу.

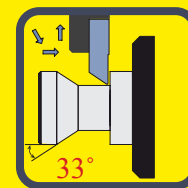
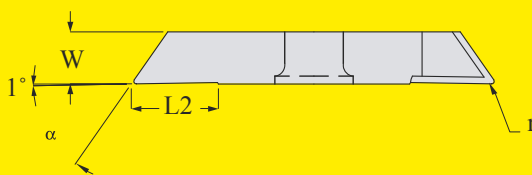
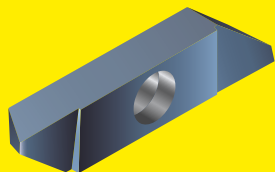
| | | |
|---|---|---|
| P | ● | ○ |
| M | ● | ○ |
| N | ● | ○ |
| S | ● | ○ |

● ● ● ● Основное применение.

○ Возможное применение.

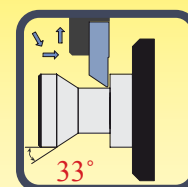
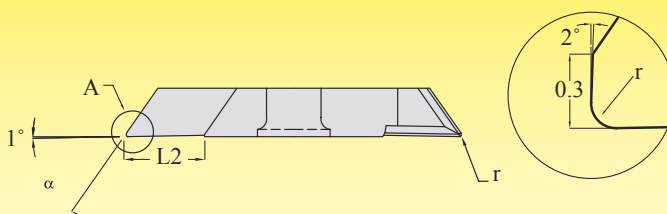
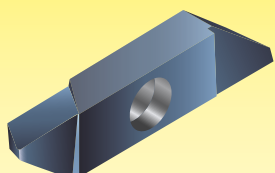
ПЛАСТИНЫ ДЛЯ ПРЯМОГО ТОЧЕНИЯ ПРАВЫЕ

Стружколом MY



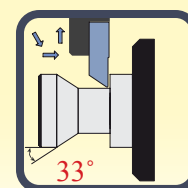
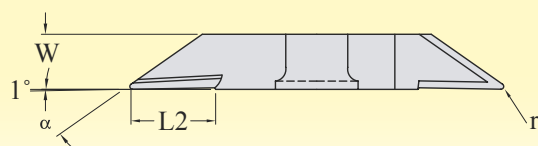
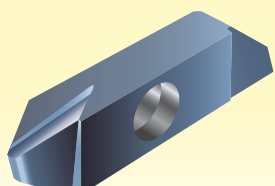
| Артикул | W | 0° | r | L2 | CB1 | MX2 | SX3 | Державка |
|-----------------|-----|-----|------|-----|-----|-----|-----|--------------|
| 263A.30D.000 MY | 3.0 | 55° | 0.00 | 6.5 | ● | ● | | STRXXXX X263 |
| 263A.30D.010 MY | 3.0 | | 0.10 | | ● | ● | | |
| 263A.30D.020 MY | 3.0 | | 0.20 | | ● | ● | | |

Стружколом NB



| Артикул | W | 0° | r | L2 | CB1 | MX2 | SX3 | Державка |
|----------------|-----|-----|------|-----|-----|-----|-----|--------------|
| 263A.30.000 NB | 3.0 | 60° | 0.00 | 6.5 | ● | ● | | STRXXXX X263 |
| 263A.30.010 NB | 3.0 | | 0.10 | | ● | ● | | |
| 263A.30.020 NB | 3.0 | | 0.20 | | ● | ● | | |

Стружколом NV



| Артикул | W | 0° | r | L2 | CB1 | MX2 | SX3 | Державка |
|-----------------|-----|-----|------|-----|-----|-----|-----|--------------|
| 263A.30V.000 NV | 3.0 | 35° | 0.00 | 6.5 | ● | ● | | STRXXXX X263 |
| 263A.30V.010 NV | 3.0 | | 0.10 | | ● | ● | | |
| 263A.30V.020 NV | 3.0 | | 0.20 | | ● | ● | | |
| 263A.30V.040 NV | 3.0 | | 0.40 | | | | | |

● Стандартный ассортимент.

○ Изготавливается под заказ.

Минимальное количество и срок изготовления – по запросу.

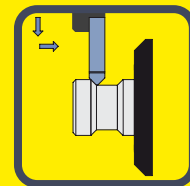
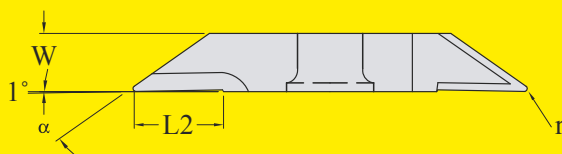

| | | |
|---|---|---|
| P | ● | ○ |
| M | ● | ○ |
| N | ● | ○ |
| S | ○ | ○ |

●●●● Основное применение.

○ Возможное применение.

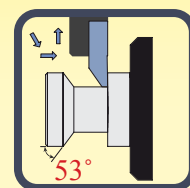
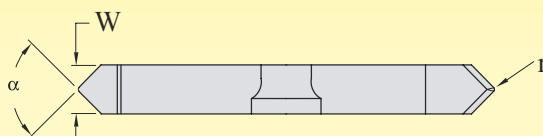

ПЛАСТИНЫ ДЛЯ ПРЯМОГО ТОЧЕНИЯ ПРАВЫЕ

Стружколом NF



| Артикул | W | 0° | r | L2 | CB1 | MX2 | SX3 | Державка |
|-----------------|-----|-----|------|-----|-----|-----|-----|--------------|
| 263A.30V.000 NF | 3.0 | 35° | 0.00 | 6.5 | | ● | | STRXXXX X263 |
| 263A.30V.010 NF | 3.0 | | 0.10 | | | ● | | |
| 263A.30V.020 NF | 3.0 | | 0.20 | | | ● | | |

ПЛАСТИНЫ ДЛЯ ОБРАЗОВАНИЯ ФАСОК



| Артикул | W | 0° | r | L2 | CB1 | MX2 | SX3 | Державка |
|-------------|-----|-----|------|----|-----|-----|-----|--------------|
| 263B.30.000 | 3.0 | 90° | 0.00 | | | | | STRXXXX X263 |
| 263B.30.010 | 3.0 | | 0.10 | | | | | |
| 263B.30.020 | 3.0 | | 0.20 | | | | ● | |
| 354B.40.000 | 4.0 | 90° | 0.00 | | | | | STRXXXX X354 |
| 354B.40.010 | 4.0 | | 0.10 | | | | | |
| 354B.40.020 | 4.0 | | 0.20 | | | | ● | |

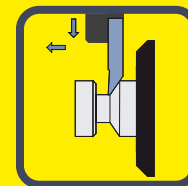
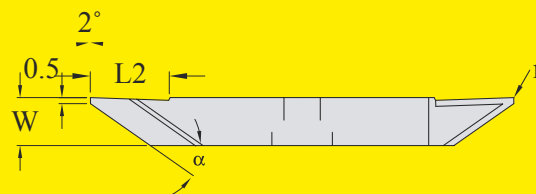

- Стандартный ассортимент.
- Изготавливается под заказ. Минимальное количество и срок изготовления – по запросу.



- Основное применение.
- Возможное применение.

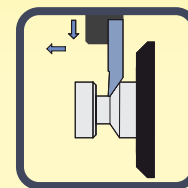
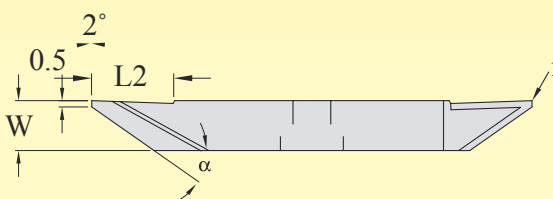

ПЛАСТИНЫ ДЛЯ ОБРАТНОГО ТОЧЕНИЯ ПРАВЫЕ

Стружколом XV



| Артикул | W | 0° | r | L2 | CB1 | MX2 | SX3 | Державка |
|----------------|-----|-----|------|-----|-----|-----|-----|--------------|
| 263C.30.000 XV | 3.0 | 35° | 0.00 | 6.5 | | | | STRXXXX X263 |
| 263C.30.010 XV | 3.0 | | 0.10 | | ● | | | |
| 263C.30.020 XV | 3.0 | | 0.20 | | | | | |
| 354C.40.000 XV | 4.0 | 35° | 0.00 | 8.5 | | | | STRXXXX X354 |
| 354C.40.010 XV | 4.0 | | 0.10 | | ● | | | |
| 354C.40.020 XV | 4.0 | | 0.20 | | ● | | | |

Стружколом NV



| Артикул | W | 0° | r | L2 | CB1 | MX2 | SX3 | Державка |
|----------------|-----|-----|------|-----|-----|-----|-----|--------------|
| 263C.30.000 NV | 3.0 | 35° | 0.00 | 6.5 | | ● | | STRXXXX X263 |
| 263C.30.010 NV | 3.0 | | 0.10 | | ● | | | |
| 263C.30.020 NV | 3.0 | | 0.20 | | ● | | | |
| 354C.40.000 NV | 4.0 | 35° | 0.00 | 8.5 | | | | STRXXXX X354 |
| 354C.40.010 NV | 4.0 | | 0.10 | | ● | | | |
| 354C.40.020 NV | 4.0 | | 0.20 | | ● | | | |

● Стандартный ассортимент.

○ Изготавливается под заказ.
Минимальное количество
и срок изготовления – по запросу.

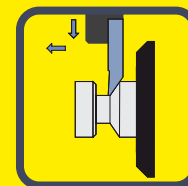
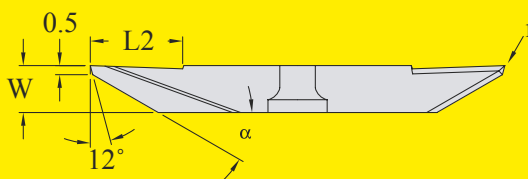



●●●● Основное применение.

○ Возможное применение.

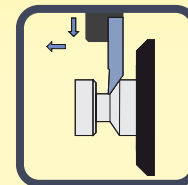
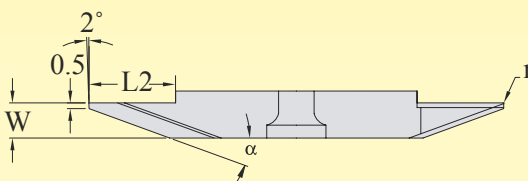
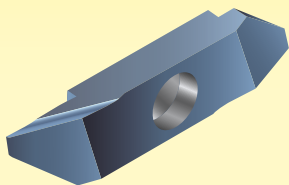
ПЛАСТИНЫ ДЛЯ ОБРАТНОГО ТОЧЕНИЯ ПРАВЫЕ

Стружколом NW



| Артикул | W | 0° | r | L2 | CB1 | MX2 | SX3 | Державка |
|----------------|-----|-----|------|-----|-----|-----|-----|--------------|
| 263C.30.000 NW | 3.0 | 30° | 0.00 | 6.5 | | | | STRXXXX X263 |
| 263C.30.010 NW | 3.0 | | 0.10 | | ● | | | |
| 263C.30.020 NW | 3.0 | | 0.20 | | ● | | | |
| 354C.40.000 NW | 4.0 | 30° | 0.00 | 8.5 | | | | STRXXXX X354 |
| 354C.40.010 NW | 4.0 | | 0.10 | | ● | | | |
| 354C.40.020 NW | 4.0 | | 0.20 | | ● | | | |

Стружколом XV



| Артикул | W | 0° | r | L2 | CB1 | MX2 | SX3 | Державка |
|----------------|-----|-----|------|-----|-----|-----|-----|--------------|
| 263D.20.010 XV | 2.0 | 20° | 0.10 | 6.5 | | | | STRXXXX X263 |
| 263D.20.020 XV | 2.0 | | 0.20 | | | | | |
| 263D.30.010 XV | 3.0 | 20° | 0.10 | 6.5 | | ● | | STRXXXX X263 |
| 263D.30.020 XV | 3.0 | | 0.20 | | ● | | | |
| 354D.30.010 XV | 3.0 | 20° | 0.10 | 8.5 | | | ● | STRXXXX X354 |
| 354D.30.020 XV | 3.0 | | 0.20 | | ● | | | |

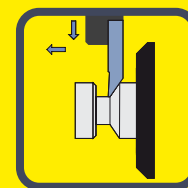
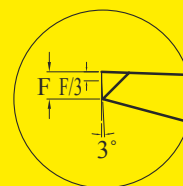
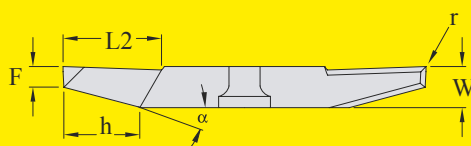

- Стандартный ассортимент.
- Изготавливается под заказ. Минимальное количество и срок изготовления – по запросу.



- Основное применение.
- Возможное применение.

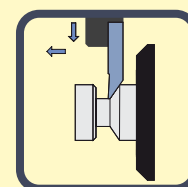
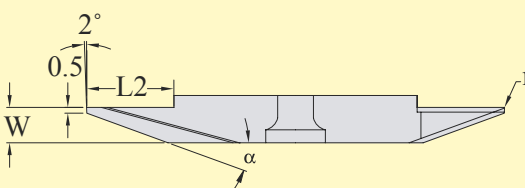
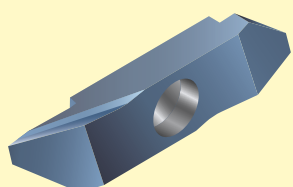
ПЛАСТИНЫ ДЛЯ ОБРАТНОГО ТОЧЕНИЯ ПРАВЫЕ

Стружколом NZ



| Артикул | W | 0° | r | F | h | L2 | CB1 | MX2 | SX3 | Державка |
|----------------|-----|-----|------|-----|-----|-----|-----|-----|-----|--------------|
| 263D.10.000 NZ | 3.0 | 15° | 0.00 | 1.0 | 7.5 | 6.5 | | ● | | STRXXXX X263 |
| 263D.10.010 NZ | | | 0.10 | | | | | ● | | |
| 263D.10.020 NZ | | | 0.20 | | | | | | | |
| 263D.15.000 NZ | 3.0 | 15° | 0.00 | 1.5 | 5.5 | 6.5 | | ● | | STRXXXX X263 |
| 263D.15.010 NZ | | | 0.10 | | | | | | | |
| 263D.15.020 NZ | | | 0.20 | | | | | ● | | |
| 354D.15.000 NZ | 3.5 | 15° | 0.00 | 1.5 | 9.3 | 8.5 | | ● | | STRXXXX X354 |
| 354D.15.010 NZ | | | 0.10 | | | | | | | |
| 354D.15.020 NZ | | | 0.20 | | | | | ● | | |
| 354D.20.000 NZ | 4.0 | 15° | 0.00 | 2.0 | 7.5 | 8.5 | | ● | | STRXXXX X354 |
| 354D.20.010 NZ | | | 0.10 | | | | | | | |
| 354D.20.020 NZ | | | 0.20 | | | | | ● | | |

Стружколом NV



| Артикул | W | 0° | r | L2 | CB1 | MX2 | SX3 | Державка |
|----------------|-----|-----|------|-----|-----|-----|-----|--------------|
| 263D.20.010 NV | 2.0 | 20° | 0.10 | 6.5 | | | | STRXXXX X263 |
| 263D.20.020 NV | 2.0 | | 0.20 | | | | | |
| 263D.30.010 NV | 3.0 | 20° | 0.10 | 6.5 | | ● | | STRXXXX X263 |
| 263D.30.020 NV | 3.0 | | 0.20 | | | ● | | |
| 354D.30.010 NV | 3.0 | 20° | 0.10 | 8.5 | | | ● | STRXXXX X354 |
| 354D.30.020 NV | 3.0 | | 0.20 | | | ● | | |

● Стандартный ассортимент.

○ Изготавливается под заказ.

Минимальное количество и срок изготовления – по запросу.

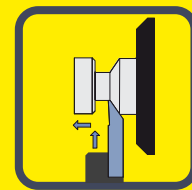
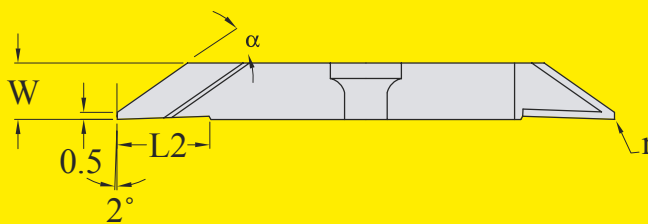



● ● ● ● ● Основное применение.

○ Возможное применение.

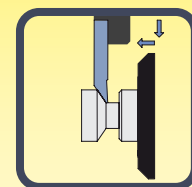
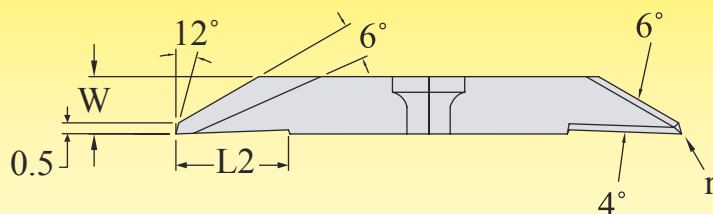

ПЛАСТИНЫ ДЛЯ ОБРАТНОГО ТОЧЕНИЯ ЛЕВЫЕ

Стружколом XV



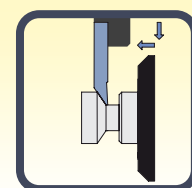
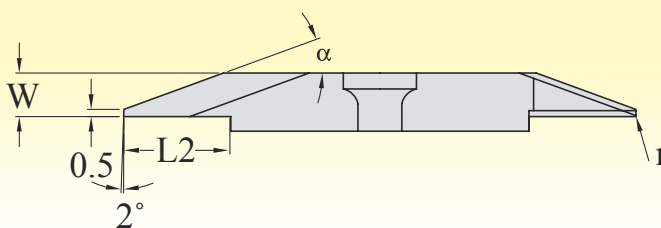
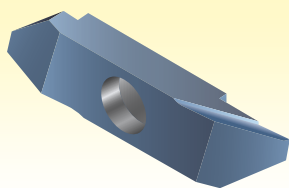
| Артикул | W | 0° | r | L2 | CB1 | MX2 | SX3 | Державка |
|----------------|-----|-----|------|-----|-----|-----|-----|--------------|
| 263E.30.000 XV | 3.0 | 35° | 0.00 | 6.5 | | | | STLXXXX X263 |
| 263E.30.010 XV | 3.0 | | 0.10 | | | | | |
| 263E.30.020 XV | 3.0 | | 0.20 | | | | | |
| 354E.40.000 XV | 4.0 | 35° | 0.00 | 8.5 | | | | STLXXXX X354 |
| 354E.40.010 XV | 4.0 | | 0.10 | | | | | |
| 354E.40.020 XV | 4.0 | | 0.20 | | | | | |

Стружколом NW



| Артикул | W | 0° | r | L2 | CB1 | MX2 | SX3 | Державка |
|----------------|-----|-----|------|-----|-----|-----|-----|--------------|
| 263E.30.000 NW | 3.0 | 30° | 0.00 | 6.5 | | | | STLXXXX X263 |
| 263E.30.010 NW | 3.0 | | 0.10 | | | | | |
| 263E.30.020 NW | 3.0 | | 0.20 | | | | | |
| 354E.40.000 NW | 4.0 | 30° | 0.00 | 8.5 | | | | STLXXXX X354 |
| 354E.40.010 NW | 4.0 | | 0.10 | | | | | |
| 354E.40.020 NW | 4.0 | | 0.20 | | | | | |

Стружколом XV

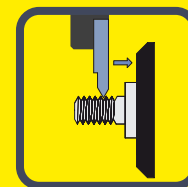
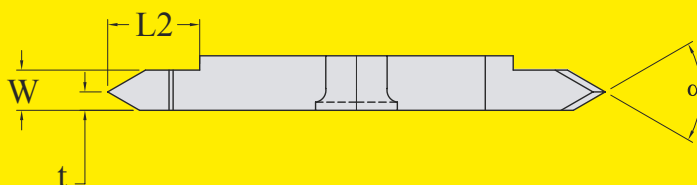



| Артикул | W | 0° | r | L2 | CB1 | MX2 | SX3 | Державка |
|----------------|-----|-----|------|-----|-----|-----|-----|--------------|
| 263F.30.010 XV | 3.0 | 20° | 0.10 | 6.5 | | | | STLXXXX X263 |
| 263F.30.020 XV | 3.0 | | 0.20 | | | | | |
| 354F.30.010 XV | 3.0 | 20° | 0.10 | 8.5 | | | | STLXXXX X354 |
| 354F.30.020 XV | 3.0 | | 0.20 | | | | | |

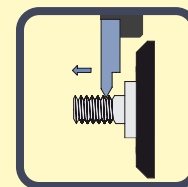
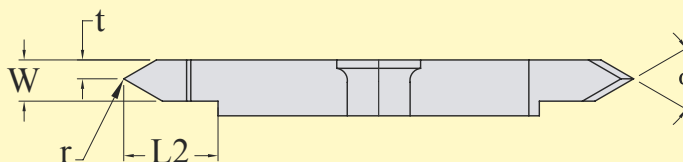

- Стандартный ассортимент.
- Изготавливается под заказ. Минимальное количество и срок изготовления – по запросу.

| | | | |
|---|---|---|---|
| P | | ● | ○ |
| M | | ● | ○ |
| N | ● | ● | ● |
| S | ○ | ● | ○ |

- ● ● ● Основное применение.
- Возможное применение.

ПЛАСТИНЫ РЕЗЬБОВЫЕ ПРАВЫЕ


| Артикул | W | 0° | rl | L2 | t | CB1 | MX2 | Державка | |
|----------------|-----|-----|------|-----|------|-----|-----|--------------|--------------|
| 263G.15.60.000 | 1.5 | 60° | 0.00 | 5 | 0.65 | | | СТРXXXX X263 | |
| 263G.15.60.005 | 1.5 | | 0.05 | | | | ● | | ● |
| 263G.15.60.010 | 1.5 | | 0.10 | | | ● | ● | | |
| 263G.20.60.010 | 2.0 | | 0.10 | | | ● | ● | | |
| 263G.20.55.005 | 1.5 | 55° | 0.05 | 6 | 0.9 | | | | |
| 263G.20.55.010 | 2.0 | | 0.10 | | | ● | ● | | |
| 263G.30.55.020 | 3.0 | | 0.20 | | | | | | |
| 263G.30.60.010 | 3.0 | 60° | 0.10 | 6.5 | 1.3 | ● | ● | | |
| 263G.30.60.020 | 3.0 | | 0.20 | | | | | | |
| 354G.20.55.005 | 1.5 | 55° | 0.05 | 6 | 0.9 | | | | СТРXXXX X354 |
| 354G.20.55.010 | 2.0 | | 0.10 | | | ● | ● | | |
| 354G.30.55.010 | 3.0 | | 0.10 | ● | | ● | | | |
| 354G.30.55.020 | 3.0 | | 0.20 | | | | | | |
| 354G.20.60.005 | 2.0 | 60° | 0.05 | 6.5 | 0.9 | ● | ● | | |
| 354G.20.60.010 | 2.0 | | 0.10 | | | ● | ● | | |
| 354G.30.60.010 | 3.0 | | 0.10 | ● | | ● | | | |
| 354G.30.60.020 | 3.0 | | 0.20 | ● | | ● | | | |

ПЛАСТИНЫ РЕЗЬБОВЫЕ ЛЕВЫЕ


| Артикул | W | 0° | rl | L2 | t | CB1 | MX2 | Державка | |
|----------------|-----|-----|------|-----|------|-----|-----|--------------|--------------|
| 263H.15.60.000 | 1.5 | 60° | 0.00 | 5 | 0.65 | | | STLXXXX X263 | |
| 263H.15.60.005 | 1.5 | | 0.05 | | | | ● | | ● |
| 263H.15.60.010 | 1.5 | | 0.10 | | | ● | ● | | |
| 354H.20.60.010 | 2.0 | | 0.10 | | | ● | ● | | |
| 354H.20.55.010 | 2.0 | 55° | 0.10 | 6 | 0.9 | ● | ● | | |
| 354H.30.55.020 | 3.0 | | 0.20 | | | | | | |
| 263H.30.60.010 | 3.0 | 60° | 0.10 | 6.5 | 1.3 | ● | ● | | |
| 263H.30.60.020 | 3.0 | | 0.20 | | | | | | |
| 354H.20.55.010 | 2.0 | 55° | 0.10 | 6 | 0.9 | ● | ● | | STLXXXX X354 |
| 354H.30.55.010 | 3.0 | | 0.10 | | | ● | ● | | |
| 354H.30.55.020 | 3.0 | | 0.20 | | | | | | |
| 354H.20.60.005 | 2.0 | 60° | 0.05 | 6 | 0.9 | ● | ● | | |
| 354H.20.60.010 | 2.0 | | 0.10 | | | ● | ● | | |
| 354H.30.60.010 | 3.0 | | 0.10 | ● | | ● | | | |
| 354H.30.60.020 | 3.0 | | 0.20 | ● | | ● | | | |

● Стандартный ассортимент.

○ Изготавливается под заказ.

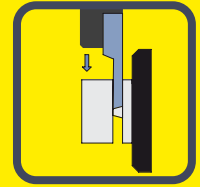
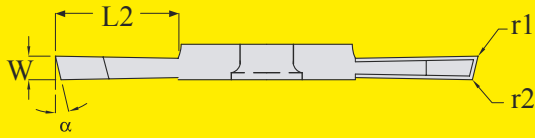
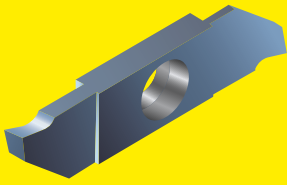
 Минимальное количество
и срок изготовления – по запросу.


● ● ● ● Основное применение.

○ Возможное применение.

ПЛАСТИНЫ ОТРЕЗНЫЕ ПРАВЫЕ

Стружколом XV / DXV



| Артикул | W | 0° | r1 | r2 | L2 | CB1 | MX2 | SX3 | Державка |
|-----------------|-----|-----|------|------|------|-----|-----|-----|--------------|
| 263J.10.000 XV | 1.0 | 15° | 0.00 | 0.00 | 5 | | ● | | STRXXXX X263 |
| 263J.15.000 XV | 1.5 | 15° | 0.00 | 0.00 | 8.5 | | ● | | STRXXXX X263 |
| 263J.15.005 XV | 1.5 | | 0.05 | 0.05 | | ● | ● | | |
| 263J.15.010 XV | 1.5 | | 0.10 | 0.10 | | ● | ● | | |
| 263J.20.000 XV | 2.0 | 15° | 0.00 | 0.00 | 8.5 | | ● | | STRXXXX X263 |
| 263J.20.005 XV | 2.0 | | 0.05 | 0.05 | | ● | ● | | |
| 263J.20.010 XV | 2.0 | | 0.10 | 0.10 | | ● | ● | | |
| 263J.25.000 XV | 2.5 | 15° | 0.00 | 0.00 | 8.5 | | ● | | STRXXXX X263 |
| 263J.25.005 XV | 2.5 | | 0.05 | 0.05 | | ● | ● | | |
| 263J.25.010 XV | 2.5 | | 0.10 | 0.10 | | ● | ● | | |
| 353J.15.000 XV | 1.5 | 15° | 0.00 | 0.00 | 8.5 | | ● | | STRXXXX X353 |
| 353J.15.005 XV | 1.5 | | 0.05 | 0.05 | | ● | ● | | |
| 353J.15.010 XV | 1.5 | | 0.10 | 0.10 | | ● | ● | | |
| 353J.20.000 XV | 2.0 | 15° | 0.00 | 0.00 | 10.5 | | ● | | STRXXXX X353 |
| 353J.20.005 XV | 2.0 | | 0.05 | 0.05 | | ● | ● | | |
| 353J.20.010 XV | 2.0 | | 0.10 | 0.10 | | ● | ● | | |
| 353J.25.000 XV | 2.5 | 15° | 0.00 | 0.00 | 10.5 | | ● | | STRXXXX X353 |
| 353J.25.005 XV | 2.5 | | 0.05 | 0.05 | | ● | ● | | |
| 353J.25.010 XV | 2.5 | | 0.10 | 0.10 | | ● | ● | | |
| 353J.30.000 XV | 3.0 | 15° | 0.00 | 0.00 | 10.5 | | ● | | STRXXXX X353 |
| 353J.30.005 XV | 3.0 | | 0.05 | 0.05 | | ● | ● | | |
| 353J.30.010 XV | 3.0 | | 0.10 | 0.10 | | ● | ● | | |
| 263J.20.000 DXV | 2.0 | 20° | 0.10 | 0.00 | 8.5 | | ● | | STRXXXX X263 |
| 263J.20.005 DXV | 2.0 | | 0.05 | 0.05 | | | | | |
| 263J.20.010 DXV | 2.0 | | 0.10 | 0.10 | | | | | |
| 353J.20.000 DXV | 2.0 | 20° | 0.10 | 0.00 | 10.5 | ● | ● | | STRXXXX X353 |
| 353J.20.005 DXV | 2.0 | | 0.05 | 0.05 | | | | | |
| 353J.20.010 DXV | 2.0 | | 0.10 | 0.10 | | | | | |

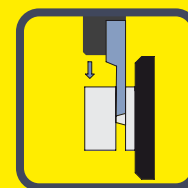
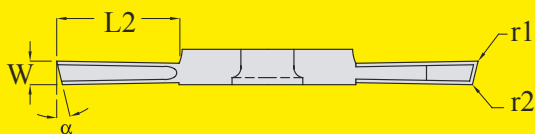

● Стандартный ассортимент.

○ Изготавливается под заказ.
Минимальное количество
и срок изготовления – по запросу.

| | | |
|---|---|---|
| P | ● | ○ |
| M | ● | ○ |
| N | ● | ○ |
| S | ○ | ● |

● ● ● ● Основное применение.

○ Возможное применение.

ПЛАСТИНЫ ОТРЕЗНЫЕ ПРАВЫЕ
Стружколом XF / DXF


| Артикул | W | 0° | r1 | r2 | L2 | CB1 | MX2 | SX3 | Державка |
|-----------------|-----|-----|------|------|------|-----|-----|-----|--------------|
| 263J.15.000 XF | 1.5 | 15° | 0.00 | 0.00 | 8.5 | | ● | | STRXXXX X263 |
| 263J.15.005 XF | 1.5 | | 0.05 | 0.05 | | ● | ● | | |
| 263J.15.010 XF | 1.5 | | 0.10 | 0.10 | | ● | ● | | |
| 263J.20.000 XF | 2.0 | 15° | 0.00 | 0.00 | 8.5 | | ● | | STRXXXX X263 |
| 263J.20.005 XF | 2.0 | | 0.05 | 0.05 | | ● | ● | | |
| 263J.20.010 XF | 2.0 | | 0.10 | 0.10 | | ● | ● | | |
| 263J.25.000 XF | 2.5 | 15° | 0.00 | 0.00 | 8.5 | | ● | | STRXXXX X263 |
| 263J.25.005 XF | 2.5 | | 0.05 | 0.05 | | ● | ● | | |
| 263J.25.010 XF | 2.5 | | 0.10 | 0.10 | | ● | ● | | |
| 353J.15.000 XF | 1.5 | 15° | 0.00 | 0.00 | 8.5 | | ● | | STRXXXX X353 |
| 353J.15.005 XF | 1.5 | | 0.05 | 0.05 | | ● | ● | | |
| 353J.15.010 XF | 1.5 | | 0.10 | 0.10 | | ● | ● | | |
| 353J.20.000 XF | 2.0 | 15° | 0.00 | 0.00 | 10.5 | | ● | | STRXXXX X353 |
| 353J.20.005 XF | 2.0 | | 0.05 | 0.05 | | ● | ● | | |
| 353J.20.010 XF | 2.0 | | 0.10 | 0.10 | | ● | ● | | |
| 353J.25.000 XF | 2.5 | 15° | 0.00 | 0.00 | 10.5 | | ● | | STRXXXX X353 |
| 353J.25.005 XF | 2.5 | | 0.05 | 0.05 | | ● | ● | | |
| 353J.25.010 XF | 2.5 | | 0.10 | 0.10 | | ● | ● | | |
| 353J.30.000 XF | 3.0 | 15° | 0.00 | 0.00 | 10.5 | | ● | | STRXXXX X353 |
| 353J.30.005 XF | 3.0 | | 0.05 | 0.05 | | ● | ● | | |
| 353J.30.010 XF | 3.0 | | 0.10 | 0.10 | | ● | ● | | |
| 263J.20.000 DXF | 2.0 | 20° | 0.10 | 0.00 | 8.5 | | ● | | STRXXXX X263 |
| 263J.20.005 DXF | 2.0 | | 0.05 | 0.05 | | ● | ● | | |
| 263J.20.010 DXF | 2.0 | | 0.10 | 0.10 | | ● | ● | | |
| 353J.20.000 DXF | 2.0 | 20° | 0.10 | 0.00 | 10.5 | | ● | | STRXXXX X353 |
| 353J.20.005 DXF | 2.0 | | 0.05 | 0.05 | | ● | ● | | |
| 353J.20.010 DXF | 2.0 | | 0.10 | 0.10 | | ● | ● | | |

● Стандартный ассортимент.

○ Изготавливается под заказ.

Минимальное количество и срок изготовления – по запросу.

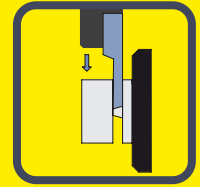
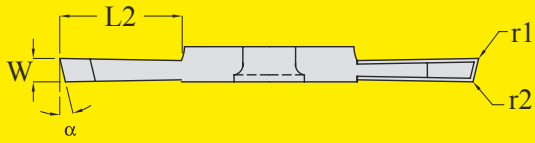



● ● ● ● Основное применение.

○ Возможное применение.

ПЛАСТИНЫ ОТРЕЗНЫЕ ПРАВЫЕ

Стружколом XC / DXC



| Артикул | W | 0° | r1 | r2 | L2 | CB1 | MX2 | SX3 | Державка |
|-----------------|-----|-----|------|------|------|-----|-----|-----|--------------|
| 263J.10.000 XC | 1.0 | 15° | 0.00 | 0.00 | 5 | | ● | | STRXXXX X263 |
| 263J.15.000 XC | 1.5 | 15° | 0.00 | 0.00 | 8.5 | | | | STRXXXX X263 |
| 263J.15.005 XC | 1.5 | | 0.05 | 0.05 | | ● | ● | | |
| 263J.15.010 XC | 1.5 | | 0.10 | 0.10 | | ● | ● | | |
| 263J.20.000 XC | 2.0 | 15° | 0.00 | 0.00 | 8.5 | | ● | | STRXXXX X263 |
| 263J.20.005 XC | 2.0 | | 0.05 | 0.05 | | ● | ● | | |
| 263J.20.010 XC | 2.0 | | 0.10 | 0.10 | | ● | ● | | |
| 263J.25.000 XC | 2.5 | 15° | 0.00 | 0.00 | 8.5 | | ● | | STRXXXX X263 |
| 263J.25.005 XC | 2.5 | | 0.05 | 0.05 | | ● | ● | | |
| 263J.25.010 XC | 2.5 | | 0.10 | 0.10 | | ● | ● | | |
| 353J.15.000 XC | 1.5 | 15° | 0.00 | 0.00 | 8.5 | | ● | | STRXXXX X353 |
| 353J.15.005 XC | 1.5 | | 0.05 | 0.05 | | ● | ● | | |
| 353J.15.010 XC | 1.5 | | 0.10 | 0.10 | | ● | ● | | |
| 353J.20.000 XC | 2.0 | 15° | 0.00 | 0.00 | 10.5 | | ● | | STRXXXX X353 |
| 353J.20.005 XC | 2.0 | | 0.05 | 0.05 | | ● | ● | | |
| 353J.20.010 XC | 2.0 | | 0.10 | 0.10 | | ● | ● | | |
| 353J.25.000 XC | 2.5 | 15° | 0.00 | 0.00 | 10.5 | | ● | | STRXXXX X353 |
| 353J.25.005 XC | 2.5 | | 0.05 | 0.05 | | ● | ● | | |
| 353J.25.010 XC | 2.5 | | 0.10 | 0.10 | | ● | ● | | |
| 353J.30.000 XC | 3.0 | 15° | 0.00 | 0.00 | 10.5 | | ● | | STRXXXX X353 |
| 353J.30.005 XC | 3.0 | | 0.05 | 0.05 | | ● | ● | | |
| 353J.30.010 XC | 3.0 | | 0.10 | 0.10 | | ● | ● | | |
| 263J.20.000 DXC | 2.0 | 20° | 0.10 | 0.00 | 8.5 | ● | ● | ● | STRXXXX X263 |
| 263J.20.005 DXC | 2.0 | | 0.05 | 0.05 | | | | | |
| 263J.20.010 DXC | 2.0 | | 0.10 | 0.10 | | | | | |
| 353J.20.000 DXC | 2.0 | 20° | 0.10 | 0.00 | 10.5 | ● | ● | | STRXXXX X353 |
| 353J.20.005 DXC | 2.0 | | 0.05 | 0.05 | | | | | |
| 353J.20.010 DXC | 2.0 | | 0.10 | 0.10 | | | | | |

● Стандартный ассортимент.

○ Изготавливается под заказ.

Минимальное количество и срок изготовления – по запросу.

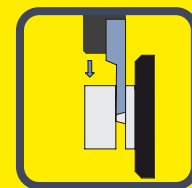
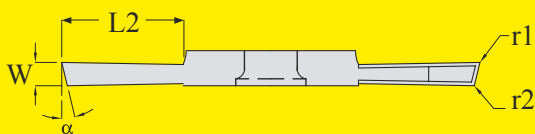

| | | |
|---|---|---|
| P | ● | ○ |
| M | ● | ○ |
| N | ● | ○ |
| S | ○ | ● |

● ● ● ● Основное применение.

○ Возможное применение.

ПЛАСТИНЫ ОТРЕЗНЫЕ ПРАВЫЕ

Стружколом MY / DMY



| Артикул | W | 0° | r1 | r2 | L2 | CB1 | MX2 | SX3 | Державка |
|-----------------|-----|-----|------|------|------|-----|-----|-----|--------------|
| 263J.10.000 MY | 1.0 | 15° | 0.00 | 0.00 | 5 | ● | ● | | STRXXXX X263 |
| 263J.15.000 MY | 1.5 | 15° | 0.00 | 0.00 | 8.5 | ● | ● | | STRXXXX X263 |
| 263J.15.005 MY | 1.5 | | 0.05 | 0.05 | | ● | ● | | |
| 263J.15.010 MY | 1.5 | | 0.10 | 0.10 | | ● | ● | | |
| 263J.20.000 MY | 2.0 | 15° | 0.00 | 0.00 | 8.5 | ● | ● | | STRXXXX X263 |
| 263J.20.005 MY | 2.0 | | 0.05 | 0.05 | | ● | ● | | |
| 263J.20.010 MY | 2.0 | | 0.10 | 0.10 | | ● | ● | | |
| 263J.25.000 MY | 2.5 | 15° | 0.00 | 0.00 | 8.5 | ● | ● | | STRXXXX X263 |
| 263J.25.005 MY | 2.5 | | 0.05 | 0.05 | | ● | ● | | |
| 263J.25.010 MY | 2.5 | | 0.10 | 0.10 | | ● | ● | | |
| 353J.15.000 MY | 1.5 | 15° | 0.00 | 0.00 | 8.5 | ● | ● | | STRXXXX X353 |
| 353J.15.005 MY | 1.5 | | 0.05 | 0.05 | | ● | ● | | |
| 353J.15.010 MY | 1.5 | | 0.10 | 0.10 | | ● | ● | | |
| 353J.20.000 MY | 2.0 | 15° | 0.00 | 0.00 | 10.5 | ● | ● | | STRXXXX X353 |
| 353J.20.005 MY | 2.0 | | 0.05 | 0.05 | | ● | ● | | |
| 353J.20.010 MY | 2.0 | | 0.10 | 0.10 | | ● | ● | | |
| 353J.25.000 MY | 2.5 | 15° | 0.00 | 0.00 | 10.5 | ● | ● | | STRXXXX X353 |
| 353J.25.005 MY | 2.5 | | 0.05 | 0.05 | | ● | ● | | |
| 353J.25.010 MY | 2.5 | | 0.10 | 0.10 | | ● | ● | | |
| 353J.30.000 MY | 3.0 | 15° | 0.00 | 0.00 | 10.5 | ● | ● | | STRXXXX X353 |
| 353J.30.005 MY | 3.0 | | 0.05 | 0.05 | | ● | ● | | |
| 353J.30.010 MY | 3.0 | | 0.10 | 0.10 | | ● | ● | | |
| 263J.20.000 DMY | 2.0 | 20° | 0.10 | 0.00 | 8.5 | ● | ● | ● | STRXXXX X263 |
| 263J.20.005 DMY | 2.0 | | 0.05 | 0.05 | | | | | |
| 263J.20.010 DMY | 2.0 | | 0.10 | 0.10 | | | | | |
| 353J.20.000 DMY | 2.0 | 20° | 0.10 | 0.00 | 10.5 | ● | ● | | STRXXXX X353 |
| 353J.20.005 DMY | 2.0 | | 0.05 | 0.05 | | | | | |
| 353J.20.010 DMY | 2.0 | | 0.10 | 0.10 | | | | | |

● Стандартный ассортимент.

○ Изготавливается под заказ.

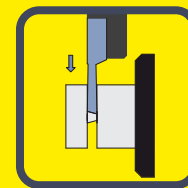
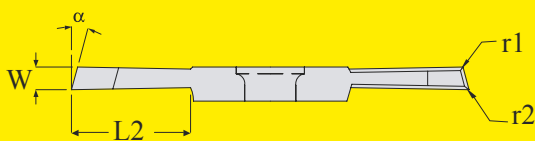

 Минимальное количество
и срок изготовления – по запросу.


●●●● Основное применение.

○ Возможное применение.

ПЛАСТИНЫ ОТРЕЗНЫЕ ЛЕВЫЕ

Стружколом XV



| Артикул | W | 0° | r1 | r2 | L2 | CB1 | MX2 | SX3 | Державка |
|----------------|-----|-----|------|------|------|-----|-----|-----|--------------|
| 263K.10.000 XV | 1.0 | 15° | 0.00 | 0.00 | 5 | | ● | | STLXXXX X263 |
| 263K.15.000 XV | 1.5 | 15° | 0.00 | 0.00 | 8.5 | | ● | | STLXXXX X263 |
| 263K.15.005 XV | 1.5 | | 0.05 | 0.05 | | ● | ● | | |
| 263K.15.010 XV | 1.5 | | 0.10 | 0.10 | | ● | ● | | |
| 263K.20.000 XV | 2.0 | 15° | 0.00 | 0.00 | 8.5 | | ● | | STLXXXX X263 |
| 263K.20.005 XV | 2.0 | | 0.05 | 0.05 | | ● | ● | | |
| 263K.20.010 XV | 2.0 | | 0.10 | 0.10 | | ● | ● | | |
| 263K.25.000 XV | 2.5 | 15° | 0.00 | 0.00 | 8.5 | | ● | | STLXXXX X263 |
| 263K.25.005 XV | 2.5 | | 0.05 | 0.05 | | ● | ● | | |
| 263K.25.010 XV | 2.5 | | 0.10 | 0.10 | | ● | ● | | |
| 353K.15.000 XV | 1.5 | 15° | 0.00 | 0.00 | 8.5 | | ● | | STLXXXX X353 |
| 353K.15.005 XV | 1.5 | | 0.05 | 0.05 | | ● | ● | | |
| 353K.15.010 XV | 1.5 | | 0.10 | 0.10 | | ● | ● | | |
| 353K.20.000 XV | 2.0 | 15° | 0.00 | 0.00 | 10.5 | | ● | | STLXXXX X353 |
| 353K.20.005 XV | 2.0 | | 0.05 | 0.05 | | ● | ● | | |
| 353K.20.010 XV | 2.0 | | 0.10 | 0.10 | | ● | ● | | |
| 353K.25.000 XV | 2.5 | 15° | 0.00 | 0.00 | 10.5 | | ● | | STRXXXX X353 |
| 353K.25.005 XV | 2.5 | | 0.05 | 0.05 | | ● | ● | | |
| 353K.25.010 XV | 2.5 | | 0.10 | 0.10 | | ● | ● | | |
| 353K.30.000 XV | 3.0 | 15° | 0.00 | 0.00 | 10.5 | | ● | | STLXXXX X353 |
| 353K.30.005 XV | 3.0 | | 0.05 | 0.05 | | ● | ● | | |
| 353K.30.010 XV | 3.0 | | 0.10 | 0.10 | | ● | ● | | |

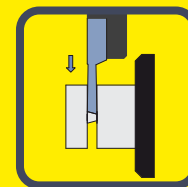
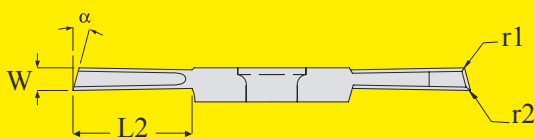

● Стандартный ассортимент.

○ Изготавливается под заказ.
Минимальное количество
и срок изготовления – по запросу.



●●●● Основное применение.

○ Возможное применение.

ПЛАСТИНЫ ОТРЕЗНЫЕ ЛЕВЫЕ
Стружколом XF


| Артикул | W | 0° | r1 | r2 | L2 | CB1 | MX2 | SX3 | Державка |
|----------------|-----|-----|------|------|------|-----|-----|-----|--------------|
| 263K.15.000 XF | 1.5 | 15° | 0.00 | 0.00 | 8.5 | ● | ● | | STLXXX X263 |
| 263K.15.005 XF | 1.5 | | 0.05 | 0.05 | | ● | ● | | |
| 263K.15.010 XF | 1.5 | | 0.10 | 0.10 | | ● | ● | | |
| 263K.20.000 XF | 2.0 | 15° | 0.00 | 0.00 | 8.5 | ● | ● | | STLXXX X263 |
| 263K.20.005 XF | 2.0 | | 0.05 | 0.05 | | ● | ● | | |
| 263K.20.010 XF | 2.0 | | 0.10 | 0.10 | | ● | ● | | |
| 263K.25.000 XF | 2.5 | 15° | 0.00 | 0.00 | 8.5 | ● | ● | | STLXXX X263 |
| 263K.25.005 XF | 2.5 | | 0.05 | 0.05 | | ● | ● | | |
| 263K.25.010 XF | 2.5 | | 0.10 | 0.10 | | ● | ● | | |
| 353K.15.000 XF | 1.5 | 15° | 0.00 | 0.00 | 8.5 | ● | ● | | STLXXX X353 |
| 353K.15.005 XF | 1.5 | | 0.05 | 0.05 | | ● | ● | | |
| 353K.15.010 XF | 1.5 | | 0.10 | 0.10 | | ● | ● | | |
| 353K.20.000 XF | 2.0 | 15° | 0.00 | 0.00 | 10.5 | ● | ● | | STLXXX X353 |
| 353K.20.005 XF | 2.0 | | 0.05 | 0.05 | | ● | ● | | |
| 353K.20.010 XF | 2.0 | | 0.10 | 0.10 | | ● | ● | | |
| 353K.25.000 XF | 2.5 | 15° | 0.00 | 0.00 | 10.5 | ● | ● | | STLXXX X353 |
| 353K.25.005 XF | 2.5 | | 0.05 | 0.05 | | ● | ● | | |
| 353K.25.010 XF | 2.5 | | 0.10 | 0.10 | | ● | ● | | |
| 353K.30.000 XF | 3.0 | 15° | 0.00 | 0.00 | 10.5 | ● | ● | | +STLXXX X353 |
| 353K.30.005 XF | 3.0 | | 0.05 | 0.05 | | ● | ● | | |
| 353K.30.010 XF | 3.0 | | 0.10 | 0.10 | | ● | ● | | |

● Стандартный ассортимент.

○ Изготавливается под заказ.
Минимальное количество
и срок изготовления – по запросу.

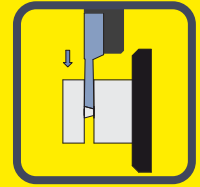
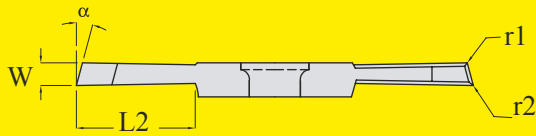



●●●● Основное применение.

○ Возможное применение.

ПЛАСТИНЫ ОТРЕЗНЫЕ ЛЕВЫЕ

Стружколом ХС



| Артикул | W | 0° | r1 | r2 | L2 | CB1 | MX2 | SX3 | Державка |
|----------------|-----|-----|------|------|------|-----|-----|-----|--------------|
| 263K.10.000 ХС | 1.0 | 15° | 0.00 | 0.00 | 5 | | ● | | STLXXXX X263 |
| 263K.15.000 ХС | 1.5 | 15° | 0.00 | 0.00 | 8.5 | | ● | | STLXXXX X263 |
| 263K.15.005 ХС | 1.5 | | 0.05 | 0.05 | | ● | ● | | |
| 263K.15.010 ХС | 1.5 | | 0.10 | 0.10 | | ● | ● | | |
| 263K.20.000 ХС | 2.0 | 15° | 0.00 | 0.00 | 8.5 | | ● | | STLXXXX X263 |
| 263K.20.005 ХС | 2.0 | | 0.05 | 0.05 | | ● | ● | | |
| 263K.20.010 ХС | 2.0 | | 0.10 | 0.10 | | ● | ● | | |
| 263K.25.000 ХС | 2.5 | 15° | 0.00 | 0.00 | 8.5 | | ● | | STLXXXX X263 |
| 263K.25.005 ХС | 2.5 | | 0.05 | 0.05 | | ● | ● | | |
| 263K.25.010 ХС | 2.5 | | 0.10 | 0.10 | | ● | ● | | |
| 353K.15.000 ХС | 1.5 | 15° | 0.00 | 0.00 | 8.5 | | ● | | STLXXXX X353 |
| 353K.15.005 ХС | 1.5 | | 0.05 | 0.05 | | ● | ● | | |
| 353K.15.010 ХС | 1.5 | | 0.10 | 0.10 | | ● | ● | | |
| 353K.20.000 ХС | 2.0 | 15° | 0.00 | 0.00 | 10.5 | | ● | | STLXXXX X353 |
| 353K.20.005 ХС | 2.0 | | 0.05 | 0.05 | | ● | ● | | |
| 353K.20.010 ХС | 2.0 | | 0.10 | 0.10 | | ● | ● | | |
| 353K.25.000 ХС | 2.5 | 15° | 0.00 | 0.00 | 10.5 | | ● | | STLXXXX X353 |
| 353K.25.005 ХС | 2.5 | | 0.05 | 0.05 | | ● | ● | | |
| 353K.25.010 ХС | 2.5 | | 0.10 | 0.10 | | ● | ● | | |
| 353K.30.000 ХС | 3.0 | 15° | 0.00 | 0.00 | 10.5 | | ● | | STLXXXX X353 |
| 353K.30.005 ХС | 3.0 | | 0.05 | 0.05 | | ● | ● | | |
| 353K.30.010 ХС | 3.0 | | 0.10 | 0.10 | | ● | ● | | |

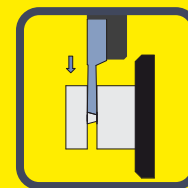
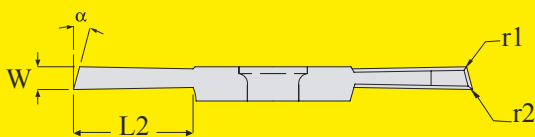

- Стандартный ассортимент.
- Изготавливается под заказ. Минимальное количество и срок изготовления – по запросу.



- ● ● ● Основное применение.
- ○ ○ ○ Возможное применение.

ПЛАСТИНЫ ОТРЕЗНЫЕ ЛЕВЫЕ

Стружколом МУ



| Артикул | W | 0° | r1 | r2 | L2 | CB1 | MX2 | SX3 | Державка |
|----------------|-----|-----|------|------|------|-----|-----|-----|--------------|
| 263K.10.000 MY | 1.0 | 15° | 0.00 | 0.00 | 5 | ● | ● | | STLXXXX X263 |
| 263K.15.000 MY | 1.5 | 15° | 0.00 | 0.00 | 8.5 | ● | ● | | STLXXXX X263 |
| 263K.15.005 MY | 1.5 | | 0.05 | 0.05 | | ● | ● | | |
| 263K.15.010 MY | 1.5 | | 0.10 | 0.10 | | ● | ● | | |
| 263K.20.000 MY | 2.0 | 15° | 0.00 | 0.00 | 8.5 | ● | ● | | STLXXXX X263 |
| 263K.20.005 MY | 2.0 | | 0.05 | 0.05 | | ● | ● | | |
| 263K.20.010 MY | 2.0 | | 0.10 | 0.10 | | ● | ● | | |
| 263K.25.000 MY | 2.5 | 15° | 0.00 | 0.00 | 8.5 | ● | ● | | STLXXXX X263 |
| 263K.25.005 MY | 2.5 | | 0.05 | 0.05 | | ● | ● | | |
| 263K.25.010 MY | 2.5 | | 0.10 | 0.10 | | ● | ● | | |
| 353K.15.000 MY | 1.5 | 15° | 0.00 | 0.00 | 8.5 | ● | ● | | STLXXXX X353 |
| 353K.15.005 MY | 1.5 | | 0.05 | 0.05 | | ● | ● | | |
| 353K.15.010 MY | 1.5 | | 0.10 | 0.10 | | ● | ● | | |
| 353K.20.000 MY | 2.0 | 15° | 0.00 | 0.00 | 10.5 | ● | ● | | STLXXXX X353 |
| 353K.20.005 MY | 2.0 | | 0.05 | 0.05 | | ● | ● | | |
| 353K.20.010 MY | 2.0 | | 0.10 | 0.10 | | ● | ● | | |
| 353K.25.000 MY | 2.5 | 15° | 0.00 | 0.00 | 10.5 | ● | ● | | STLXXXX X353 |
| 353K.25.005 MY | 2.5 | | 0.05 | 0.05 | | ● | ● | | |
| 353K.25.010 MY | 2.5 | | 0.10 | 0.10 | | ● | ● | | |
| 353K.30.000 MY | 3.0 | 15° | 0.00 | 0.00 | 10.5 | ● | ● | | STLXXXX X353 |
| 353K.30.005 MY | 3.0 | | 0.05 | 0.05 | | ● | ● | | |
| 353K.30.010 MY | 3.0 | | 0.10 | 0.10 | | ● | ● | | |

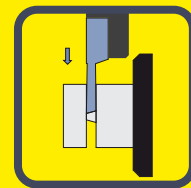
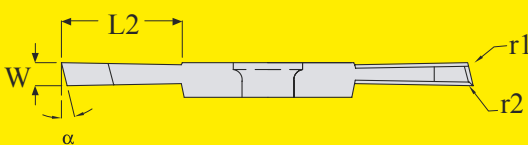
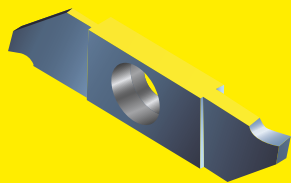
- Стандартный ассортимент.
- Изготавливается под заказ. Минимальное количество и срок изготовления – по запросу.

| | | |
|---|---|---|
| P | ● | ○ |
| M | ● | ○ |
| N | ● | ○ |
| S | ○ | ● |

- Основное применение.
- Возможное применение.

ПЛАСТИНЫ ОТРЕЗНЫЕ ЛЕВЫЕ ПРАВОСТОРОННИЕ

Стружколом XV / DXV



| Артикул | W | 0° | r1 | r2 | L2 | CB1 | MX2 | SX3 | Державка |
|------------------|-----|-----|------|------|------|-----|-----|-----|-------------|
| 263L.10.000R XV | 1.0 | 15° | 0.00 | 0.00 | 5 | ● | ● | | STLXXX X263 |
| 263L.15.000R XV | 1.5 | 15° | 0.00 | 0.00 | 8.5 | ● | ● | | STLXXX X263 |
| 263L.15.005R XV | 1.5 | | 0.05 | 0.05 | | ● | ● | | |
| 263L.15.010R XV | 1.5 | | 0.10 | 0.10 | | ● | ● | | |
| 263L.20.000R XV | 2.0 | 15° | 0.00 | 0.00 | 8.5 | ● | ● | | STLXXX X263 |
| 263L.20.005R XV | 2.0 | | 0.05 | 0.05 | | ● | ● | | |
| 263L.20.010R XV | 2.0 | | 0.10 | 0.10 | | ● | ● | | |
| 263L.25.000R XV | 2.5 | 15° | 0.00 | 0.00 | 8.5 | ● | ● | | STLXXX X263 |
| 263L.25.005R XV | 2.5 | | 0.05 | 0.05 | | ● | ● | | |
| 263L.25.010R XV | 2.5 | | 0.10 | 0.10 | | ● | ● | | |
| 353L.15.000R XV | 1.5 | 15° | 0.00 | 0.00 | 8.5 | ● | ● | | STLXXX X353 |
| 353L.15.005R XV | 1.5 | | 0.05 | 0.05 | | ● | ● | | |
| 353L.15.010R XV | 1.5 | | 0.10 | 0.10 | | ● | ● | | |
| 353L.20.000R XV | 2.0 | 15° | 0.00 | 0.00 | 10.5 | ● | ● | | STLXXX X353 |
| 353L.20.005R XV | 2.0 | | 0.05 | 0.05 | | ● | ● | | |
| 353L.20.010R XV | 2.0 | | 0.10 | 0.10 | | ● | ● | | |
| 353L.25.000R XV | 2.5 | 15° | 0.00 | 0.00 | 10.5 | ● | ● | | STLXXX X353 |
| 353L.25.005R XV | 2.5 | | 0.05 | 0.05 | | ● | ● | | |
| 353L.25.010R XV | 2.5 | | 0.10 | 0.10 | | ● | ● | | |
| 353L.30.000R XV | 3.0 | 15° | 0.00 | 0.00 | 10.5 | ● | ● | | STLXXX X353 |
| 353L.30.005R XV | 3.0 | | 0.05 | 0.05 | | ● | ● | | |
| 353L.30.010R XV | 3.0 | | 0.10 | 0.10 | | ● | ● | | |
| 263L.20.000R DXV | 2.0 | 20° | 0.10 | 0.00 | 8.5 | ● | ● | ● | STLXXX X263 |
| 263L.20.005R DXV | 2.0 | | 0.05 | 0.05 | | | | | |
| 263L.20.010R DXV | 2.0 | | 0.10 | 0.10 | | | | | |
| 353L.20.000R DXV | 2.0 | 20° | 0.10 | 0.00 | 10.5 | ● | ● | ● | STLXXX X353 |
| 353L.20.005R DXV | 2.0 | | 0.05 | 0.05 | | | | | |
| 353L.20.010R DXV | 2.0 | | 0.10 | 0.10 | | | | | |

● Стандартный ассортимент.

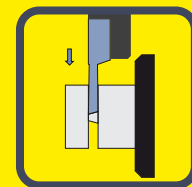
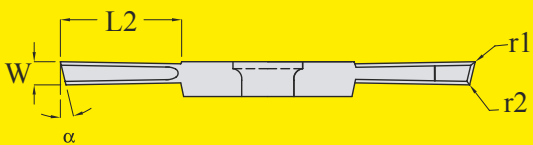

○ Изготавливается под заказ.

Минимальное количество и срок изготовления – по запросу.



●●●● Основное применение.

○ Возможное применение.

ПЛАСТИНЫ ОТРЕЗНЫЕ ЛЕВЫЕ ПРАВОСТОРОННИЕ
Стружколом XF / DXF


| Артикул | W | 0° | r1 | r2 | L2 | CB1 | MX2 | SX3 | Державка |
|------------------|-----|-----|------|------|------|-----|-----|-----|-------------|
| 263L.15.000R XF | 1.5 | 15° | 0.00 | 0.00 | 8.5 | ● | ● | | STLXXX X263 |
| 263L.15.005R XF | 1.5 | | 0.05 | 0.05 | | ● | ● | | |
| 263L.15.010R XF | 1.5 | | 0.10 | 0.10 | | ● | ● | | |
| 263L.20.000R XF | 2.0 | 15° | 0.00 | 0.00 | 8.5 | ● | ● | | STLXXX X263 |
| 263L.20.005R XF | 2.0 | | 0.05 | 0.05 | | ● | ● | | |
| 263L.20.010R XF | 2.0 | | 0.10 | 0.10 | | ● | ● | | |
| 263L.25.000R XF | 2.5 | 15° | 0.00 | 0.00 | 8.5 | ● | ● | | STLXXX X263 |
| 263L.25.005R XF | 2.5 | | 0.05 | 0.05 | | ● | ● | | |
| 263L.25.010R XF | 2.5 | | 0.10 | 0.10 | | ● | ● | | |
| 353L.15.000R XF | 1.5 | 15° | 0.00 | 0.00 | 8.5 | ● | ● | | STLXXX X353 |
| 353L.15.005R XF | 1.5 | | 0.05 | 0.05 | | ● | ● | | |
| 353L.15.010R XF | 1.5 | | 0.10 | 0.10 | | ● | ● | | |
| 353L.20.000R XF | 2.0 | 15° | 0.00 | 0.00 | 10.5 | ● | ● | | STLXXX X353 |
| 353L.20.005R XF | 2.0 | | 0.05 | 0.05 | | ● | ● | | |
| 353L.20.010R XF | 2.0 | | 0.10 | 0.10 | | ● | ● | | |
| 353L.25.000R XF | 2.5 | 15° | 0.00 | 0.00 | 10.5 | ● | ● | | STLXXX X353 |
| 353L.25.005R XF | 2.5 | | 0.05 | 0.05 | | ● | ● | | |
| 353L.25.010R XF | 2.5 | | 0.10 | 0.10 | | ● | ● | | |
| 353L.30.000R XF | 3.0 | 15° | 0.00 | 0.00 | 10.5 | ● | ● | | STLXXX X353 |
| 353L.30.005R XF | 3.0 | | 0.05 | 0.05 | | ● | ● | | |
| 353L.30.010R XF | 3.0 | | 0.10 | 0.10 | | ● | ● | | |
| 263L.20.010R DXF | 2.0 | 20° | 0.10 | 0.00 | 8.5 | ● | ● | ● | STLXXX X263 |
| 263L.20.005R DXF | 2.0 | | 0.05 | 0.05 | | | | | |
| 263L.20.010R DXF | 2.0 | | 0.10 | 0.10 | | | | | |
| 353L.20.010R DXF | 2.0 | 25° | 0.10 | 0.00 | 10.5 | ● | ● | ● | STLXXX X353 |
| 353L.20.005R DXF | 2.0 | | 0.05 | 0.05 | | | | | |
| 353L.20.010R DXF | 2.0 | | 0.10 | 0.10 | | | | | |

● Стандартный ассортимент.

○ Изготавливается под заказ.

Минимальное количество
и срок изготовления – по запросу.

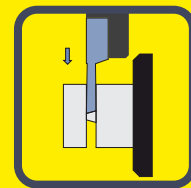
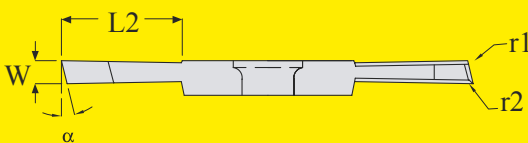



● ● ● ● Основное применение.

○ Возможное применение.

ПЛАСТИНЫ ОТРЕЗНЫЕ ЛЕВЫЕ ПРАВОСТОРОННИЕ

Стружколом XC / DXC



| Артикул | W | 0° | r1 | r2 | L2 | CB1 | MX2 | SX3 | Державка |
|------------------|-----|-----|------|------|------|-----|-----|-----|-------------|
| 263L.10.000R XC | 1.0 | 15° | 0.00 | 0.00 | 5 | ● | ● | | STLXXX X263 |
| 263L.15.000R XC | 1.5 | 15° | 0.00 | 0.00 | 8.5 | ● | ● | | STLXXX X263 |
| 263L.15.005R XC | 1.5 | | 0.05 | 0.05 | | ● | ● | | |
| 263L.15.010R XC | 1.5 | | 0.10 | 0.10 | | ● | ● | | |
| 263L.20.000R XC | 2.0 | 15° | 0.00 | 0.00 | 8.5 | ● | ● | | STLXXX X263 |
| 263L.20.005R XC | 2.0 | | 0.05 | 0.05 | | ● | ● | | |
| 263L.20.010R XC | 2.0 | | 0.10 | 0.10 | | ● | ● | | |
| 263L.25.000R XC | 2.5 | 15° | 0.00 | 0.00 | 8.5 | ● | ● | | STLXXX X263 |
| 263L.25.005R XC | 2.5 | | 0.05 | 0.05 | | ● | ● | | |
| 263L.25.010R XC | 2.5 | | 0.10 | 0.10 | | ● | ● | | |
| 353L.15.000R XC | 1.5 | 15° | 0.00 | 0.00 | 8.5 | ● | ● | | STLXXX X353 |
| 353L.15.005R XC | 1.5 | | 0.05 | 0.05 | | ● | ● | | |
| 353L.15.010R XC | 1.5 | | 0.10 | 0.10 | | ● | ● | | |
| 353L.20.000R XC | 2.0 | 15° | 0.00 | 0.00 | 10.5 | ● | ● | | STLXXX X353 |
| 353L.20.005R XC | 2.0 | | 0.05 | 0.05 | | ● | ● | | |
| 353L.20.010R XC | 2.0 | | 0.10 | 0.10 | | ● | ● | | |
| 353L.25.000R XC | 2.5 | 15° | 0.00 | 0.00 | 10.5 | ● | ● | | STLXXX X353 |
| 353L.25.005R XC | 2.5 | | 0.05 | 0.05 | | ● | ● | | |
| 353L.25.010R XC | 2.5 | | 0.10 | 0.10 | | ● | ● | | |
| 353L.30.000R XC | 3.0 | 15° | 0.00 | 0.00 | 10.5 | ● | ● | | STLXXX X353 |
| 353L.30.005R XC | 3.0 | | 0.05 | 0.05 | | ● | ● | | |
| 353L.30.010R XC | 3.0 | | 0.10 | 0.10 | | ● | ● | | |
| 263L.20.000R DXC | 2.0 | 20° | 0.10 | 0.00 | 8.5 | ● | ● | ● | STLXXX X263 |
| 263L.20.005R DXC | 2.0 | | 0.05 | 0.05 | | | | | |
| 263L.20.010R DXC | 2.0 | | 0.10 | 0.10 | | | | | |
| 353L.20.000R DXC | 2.0 | 20° | 0.10 | 0.00 | 10.5 | ● | ● | ● | STLXXX X353 |
| 353L.20.005R DXC | 2.0 | | 0.05 | 0.05 | | | | | |
| 353L.20.010R DXC | 2.0 | | 0.10 | 0.10 | | | | | |

● Стандартный ассортимент.

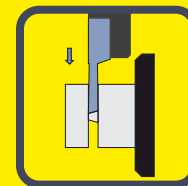
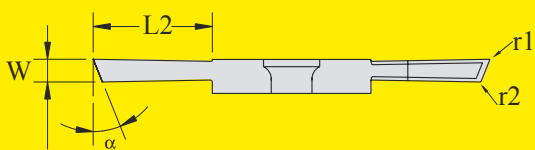

○ Изготавливается под заказ.

Минимальное количество и срок изготовления – по запросу.



● ● ● ● Основное применение.

○ Возможное применение.

ПЛАСТИНЫ ОТРЕЗНЫЕ ЛЕВЫЕ ПРАВОСТОРОННИЕ
Стружколом MY / DMY


| Артикул | W | 0° | r1 | r2 | L2 | CB1 | MX2 | SX3 | Державка |
|------------------|-----|-----|------|------|------|-----|-----|-----|-------------|
| 263L.10.000R MY | 1.0 | 15° | 0.00 | 0.00 | 5 | ● | ● | | STLXXX X263 |
| 263L.15.000R MY | 1.5 | 15° | 0.00 | 0.00 | 8.5 | ● | ● | | STLXXX X263 |
| 263L.15.005R MY | 1.5 | | 0.05 | 0.05 | | ● | ● | | |
| 263L.15.010R MY | 1.5 | | 0.10 | 0.10 | | ● | ● | | |
| 263L.20.000R MY | 2.0 | 15° | 0.00 | 0.00 | 8.5 | ● | ● | | STLXXX X263 |
| 263L.20.005R MY | 2.0 | | 0.05 | 0.05 | | ● | ● | | |
| 263L.20.010R MY | 2.0 | | 0.10 | 0.10 | | ● | ● | | |
| 263L.25.000R MY | 2.5 | 15° | 0.00 | 0.00 | 8.5 | ● | ● | | STLXXX X263 |
| 263L.25.005R MY | 2.5 | | 0.05 | 0.05 | | ● | ● | | |
| 263L.25.010R MY | 2.5 | | 0.10 | 0.10 | | ● | ● | | |
| 353L.15.000R MY | 1.5 | 15° | 0.00 | 0.00 | 8.5 | ● | ● | | STLXXX X353 |
| 353L.15.005R MY | 1.5 | | 0.05 | 0.05 | | ● | ● | | |
| 353L.15.010R MY | 1.5 | | 0.10 | 0.10 | | ● | ● | | |
| 353L.20.000R MY | 2.0 | 15° | 0.00 | 0.00 | 10.5 | ● | ● | | STLXXX X353 |
| 353L.20.005R MY | 2.0 | | 0.05 | 0.05 | | ● | ● | | |
| 353L.20.010R MY | 2.0 | | 0.10 | 0.10 | | ● | ● | | |
| 353L.25.000R MY | 2.5 | 15° | 0.00 | 0.00 | 10.5 | ● | ● | | STLXXX X353 |
| 353L.25.005R MY | 2.5 | | 0.05 | 0.05 | | ● | ● | | |
| 353L.25.010R MY | 2.5 | | 0.10 | 0.10 | | ● | ● | | |
| 353L.30.000R MY | 3.0 | 15° | 0.00 | 0.00 | 10.5 | ● | ● | | STLXXX X353 |
| 353L.30.005R MY | 3.0 | | 0.05 | 0.05 | | ● | ● | | |
| 353L.30.010R MY | 3.0 | | 0.10 | 0.10 | | ● | ● | | |
| 263L.20.000R DMY | 2.0 | 20° | 0.10 | 0.00 | 8.5 | ● | ● | ● | STLXXX X263 |
| 263L.20.005R DMY | 2.0 | | 0.05 | 0.05 | | | | | |
| 263L.20.010R DMY | 2.0 | | 0.10 | 0.10 | | | | | |
| 353L.20.000R DMY | 2.0 | 20° | 0.10 | 0.00 | 10.5 | ● | ● | ● | STLXXX X353 |
| 353L.20.005R DMY | 2.0 | | 0.05 | 0.05 | | | | | |
| 353L.20.010R DMY | 2.0 | | 0.10 | 0.10 | | | | | |

● Стандартный ассортимент.

○ Изготавливается под заказ.

Минимальное количество и срок изготовления – по запросу.

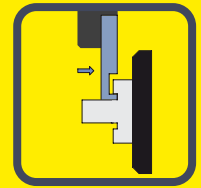
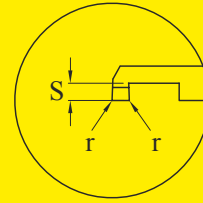
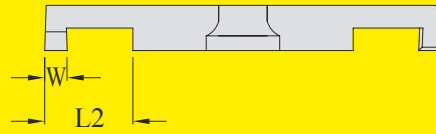
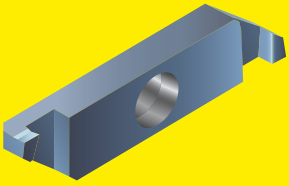


●●●● Основное применение.

○ Возможное применение.

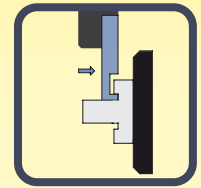
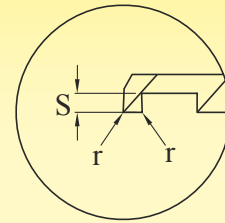
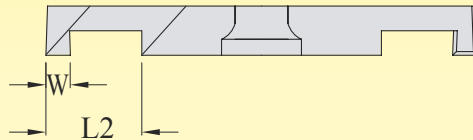
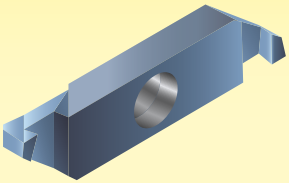
ПЛАСТИНЫ ДЛЯ АКСИАЛЬНЫХ КАНАВОК

Стружколом XC



| Артикул | W | S | r | L2 | CB1 | MX2 | SX3 | Державка |
|----------------|-----|-----|------|-----|-----|-----|-----|--------------|
| 264M.10.010 XC | 1.0 | 2.0 | 0.10 | 6.0 | | | | STRXXXX X264 |
| 264M.15.020 XC | 1,5 | | 0.20 | | ● | | | |
| 264M.20.020 XC | 2.0 | | 0.20 | | ● | | | |
| 354M.10.010 XC | 1.0 | 2.0 | 0.10 | 8.0 | | ● | | STRXXXX X354 |
| 354M.15.020 XC | 1,5 | | 0.20 | | ● | | | |
| 354M.20.020 XC | 2.0 | | 0.20 | | ● | | | |

Стружколом NZ



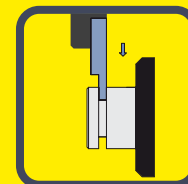
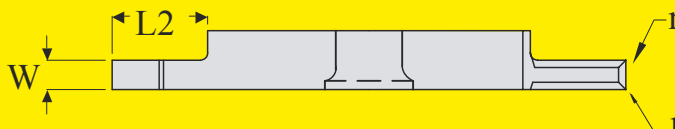

| Артикул | W | S | r | L2 | CB1 | MX2 | SX3 | Державка |
|----------------|-----|-----|------|-----|-----|-----|-----|--------------|
| 264M.10.010 NZ | 1.0 | 2.0 | 0.10 | 6.0 | | ● | | STRXXXX X264 |
| 264M.15.020 NZ | 1,5 | | 0.20 | | ● | | | |
| 264M.20.020 NZ | 2.0 | | 0.20 | | ● | | | |
| 354M.10.010 NZ | 1.0 | 2.0 | 0.10 | 8.0 | | ● | | STRXXXX X354 |
| 354M.15.020 NZ | 1,5 | | 0.20 | | ● | | | |
| 354M.20.020 NZ | 2.0 | | 0.20 | | ● | | | |

- Стандартный ассортимент.
- Изготавливается под заказ. Минимальное количество и срок изготовления – по запросу.

| | | |
|---|---|---|
| P | ● | ○ |
| M | ● | ○ |
| N | ● | ● |
| S | ○ | ● |

- ● ● ● Основное применение.
- Возможное применение.

ПЛАСТИНЫ КАНАВОЧНЫЕ ПРАВЫЕ



| Артикул | W | 0° | r/c | L2 | CB1 | MX2 | CX3 | Державка |
|--------------|------|----|-------|------|-----|-----|-----|--------------|
| 263N.050.005 | 0.50 | | 0.05C | 1.2 | | | | STRXXXX X263 |
| 263N.075.005 | 0.75 | | 0.05C | 2.0 | | | | |
| 263N.095.010 | 0.95 | | 0.10 | 2.5 | | ● | | |
| 263N.100.010 | 1.00 | | 0.10 | | | ● | | |
| 263N.125.020 | 1.25 | | 0.20 | 3.0 | | ● | | |
| 263N.145.020 | 1.45 | | 0.20 | 4.0 | | ● | | |
| 263N.150.020 | 1.50 | | 0.20 | 5.0 | | ● | | |
| 263N.175.020 | 1.75 | | 0.20 | | | ● | | |
| 263N.200.020 | 2.00 | | 0.20 | 6.0 | | ● | | |
| 263N.250.020 | 2.50 | | 0.20 | 8.0 | | ● | | |
| 354N.100.010 | 1.00 | | 0.10 | 2.5 | | ● | | STRXXXX X354 |
| 354N.125.020 | 1.25 | | 0.20 | 3.0 | | ● | | |
| 354N.145.020 | 1.45 | | 0.20 | 4.0 | | ● | | |
| 354N.150.020 | 1.50 | | 0.20 | 5.0 | | ● | | |
| 354N.175.020 | 1.75 | | 0.20 | | | ● | | |
| 354N.200.020 | 2.00 | | 0.20 | 6.0 | | ● | | |
| 354N.250.020 | 2.50 | | 0.20 | 8.0 | | ● | | |
| 354N.300.030 | 3.00 | | 0.30 | | | | | |
| 354N.350.030 | 3.50 | | 0.30 | | | ● | | |
| 354N.400.040 | 4.00 | | 0.40 | | | ● | | |
| 355N.450.040 | 4.50 | | 0.40 | 10.0 | | ● | | STRXXXX X355 |
| 355N.500.040 | 5.00 | | 0.40 | | | | | |

● Стандартный ассортимент.

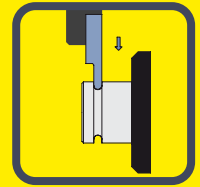
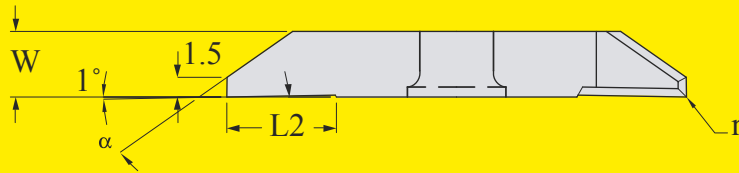

○ Изготавливается под заказ.
Минимальное количество
и срок изготовления – по запросу.



●●●● Основное применение.

○ Возможное применение.

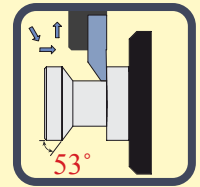
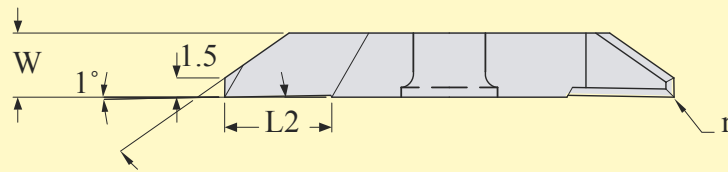
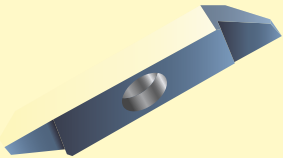
ПЛАСТИНЫ КАНАВОЧНЫЕ РАДИУСНЫЕ



| Артикул | W | 0° | r | L2 | CB1 | MX2 | CX3 | Державка |
|-----------|-----|----|------|------|-----|-----|-----|--------------|
| 263P.050R | 1.0 | | 0.50 | 2.5 | | ● | | STRXXXX X263 |
| 263P.075R | 1.5 | | 0.75 | 3.0 | | ● | | |
| 263P.100R | 2.0 | | 1.00 | 4.0 | | ● | | |
| 263P.125R | 2.5 | | 1.25 | 6.0 | | ● | | |
| 263P.150R | 3.0 | | 1.50 | 8.0 | | ● | | |
| 354P.050R | 1.0 | | 0.50 | 2.5 | | ● | | STRXXXX X354 |
| 354P.075R | 1.5 | | 0.75 | 3.0 | | ● | | |
| 354P.100R | 2.0 | | 1.00 | 4.0 | | ● | | |
| 354P.125R | 2.5 | | 1.25 | 6.0 | | ● | | |
| 354P.150R | 3.0 | | 1.50 | 8.0 | | ● | | |
| 354P.175R | 3.5 | | 1.75 | 8.0 | | ● | | |
| 354P.200R | 4.0 | | 2.00 | 8.0 | | ● | | |
| 355P.250R | 5.0 | | 2.50 | 10.0 | | ● | | STRXXXX X355 |

ПЛАСТИНЫ ПРАВЫЕ ДЛЯ КАНАВОК И ТОЧЕНИЯ

Стружколом MY



| Артикул | W | 0° | r | L2 | CB1 | MX2 | CX3 | Державка |
|----------------|-----|-----|------|-----|-----|-----|-----|--------------|
| 263Q.30.000 MY | 4.0 | 35° | 0.00 | 6.5 | | | | STRXXXX X263 |
| 263Q.30.010 MY | 4.0 | | 0.10 | | ● | ● | | |
| 263Q.30.020 MY | 4.0 | | 0.20 | | ● | ● | | |
| 354Q.40.000 MY | 4.0 | 35° | 0.00 | 8.5 | | | | STRXXXX X354 |
| 354Q.40.010 MY | 4.0 | | 0.10 | | ● | ● | | |
| 354Q.40.020 MY | 4.0 | | 0.20 | | ● | ● | | |

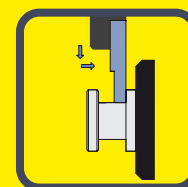
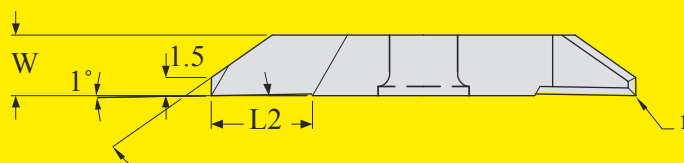

- Стандартный ассортимент.
- Изготавливается под заказ. Минимальное количество и срок изготовления – по запросу.

| | | |
|---|---|---|
| P | ● | ○ |
| M | ● | ○ |
| N | ● | ○ |
| S | ○ | ○ |

- Основное применение.
- Возможное применение.

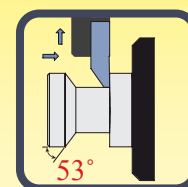
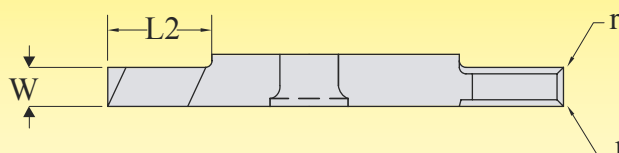
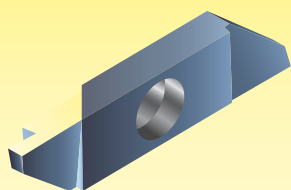
ПЛАСТИНЫ ПРАВЫЕ ДЛЯ КАНАВОК И ТОЧЕНИЯ

Стружколом NZ



| Артикул | W | 0° | r | L2 | CB1 | MX2 | SX3 | Державка |
|----------------|-----|-----|------|-----|-----|-----|-----|--------------|
| 263Q.30.000 NZ | 3.0 | 35° | 0.00 | 6.5 | | | | STRXXXX X263 |
| 263Q.30.010 NZ | 3.0 | | 0.10 | | ● | ● | ● | |
| 263Q.30.020 NZ | 3.0 | | 0.20 | | ● | ● | ● | |
| 354Q.40.000 NZ | 4.0 | 35° | 0.00 | 8.5 | | | | STRXXXX X354 |
| 354Q.40.010 NZ | 4.0 | | 0.10 | | ● | ● | ● | |
| 354Q.40.020 NZ | 4.0 | | 0.20 | | ● | ● | ● | |

Стружколом NZ



| Артикул | W | 0° | r | L2 | CB1 | MX2 | SX3 | Державка |
|----------------|-----|----|------|-----|-----|-----|-----|--------------|
| 263R.10.010 NZ | 1.0 | | 0.10 | 2.5 | | ● | ● | STRXXXX X263 |
| 263R.10.020 NZ | 1.0 | | 0.20 | | | | | |
| 263R.15.010 NZ | 1.5 | | 0.10 | 3.0 | | ● | ● | |
| 263R.15.020 NZ | 1.5 | | 0.20 | | | | | |
| 263R.20.010 NZ | 2.0 | | 0.10 | 4.0 | | ● | ● | |
| 263R.20.020 NZ | 2.0 | | 0.20 | | | | | |
| 263R.25.010 NZ | 2.5 | | 0.10 | 6.0 | | ● | ● | |
| 263R.25.020 NZ | 2.5 | | 0.20 | | | | | |
| 263R.30.010 NZ | 3.0 | | 0.10 | 8.0 | | | | |
| 263R.30.020 NZ | 3.0 | | 0.20 | | | | | |
| 354R.10.010 NZ | 1.0 | | 0.10 | 2.5 | | ● | | STRXXXX X354 |
| 354R.10.020 NZ | 1.0 | | 0.20 | | | | | |
| 354R.15.010 NZ | 1.5 | | 0.10 | 3.0 | | ● | | |
| 354R.15.020 NZ | 1.5 | | 0.20 | | | | | |
| 354R.20.010 NZ | 2.0 | | 0.10 | 4.0 | | ● | | |
| 354R.20.020 NZ | 2.0 | | 0.20 | | | | | |
| 354R.25.010 NZ | 2.5 | | 0.10 | 6.0 | | ● | | |
| 354R.25.020 NZ | 2.5 | | 0.20 | | | | | |
| 354R.30.010 NZ | 3.0 | | 0.10 | 8.0 | | ● | | |
| 354R.30.020 NZ | 3.0 | | 0.20 | | | | | |
| 354R.40.010 NZ | 4.0 | | 0.10 | 8.0 | | ● | | |
| 354R.40.020 NZ | 4.0 | | 0.20 | | | | | |

● Стандартный ассортимент.

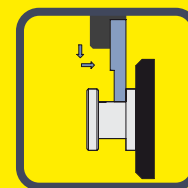
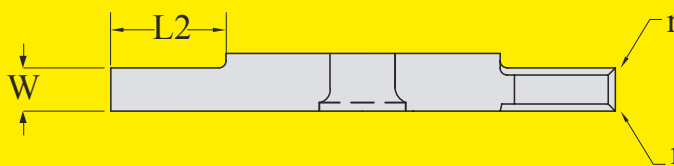

 ○ Изготавливается под заказ.
 Минимальное количество
 и срок изготовления – по запросу.


●●●● Основное применение.

○ Возможное применение.

ПЛАСТИНЫ ПРАВЫЕ ДЛЯ КАНАВОК И ТОЧЕНИЯ

Стружколом MY



| Артикул | W | 0° | r | L2 | CB1 | MX2 | SX3 | Державка | |
|----------------|-----|----|------|-----|-----|-----|-----|--------------|--------------|
| 263R.10.010 MY | 1.0 | | 0.10 | 2.5 | | ● | | STRXXXX X263 | |
| 263R.10.020 MY | 1.0 | | 0.20 | | | | | | |
| 263R.15.010 MY | 1.5 | | 0.10 | 3.0 | | ● | | | |
| 263R.15.020 MY | 1.5 | | 0.20 | | | | | | |
| 263R.20.010 MY | 2.0 | | 0.10 | 4.0 | | ● | | | |
| 263R.20.020 MY | 2.0 | | 0.20 | | | ● | | | |
| 263R.25.010 MY | 2.5 | | 0.10 | 6.0 | | ● | | | |
| 263R.25.020 MY | 2.5 | | 0.20 | | | ● | | | |
| 263R.30.010 MY | 3.0 | | 0.10 | 8.0 | | | | | |
| 263R.30.020 MY | 3.0 | | 0.20 | | | | | | |
| 354R.10.010 MY | 1.0 | | 0.10 | 2.5 | | ● | | | STRXXXX X354 |
| 354R.10.020 MY | 1.0 | | 0.20 | | | | | | |
| 354R.15.010 MY | 1.5 | | 0.10 | 3.0 | | ● | | | |
| 354R.15.020 MY | 1.5 | | 0.20 | | | | | | |
| 354R.20.010 MY | 2.0 | | 0.10 | 4.0 | | ● | | | |
| 354R.20.020 MY | 2.0 | | 0.20 | | | ● | | | |
| 354R.25.010 MY | 2.5 | | 0.10 | 6.0 | | ● | | | |
| 354R.25.020 MY | 2.5 | | 0.20 | | | ● | | | |
| 354R.30.010 MY | 3.0 | | 0.10 | 8.0 | | | | | |
| 354R.30.020 MY | 3.0 | | 0.20 | | | ● | | | |
| 354R.40.010 MY | 4.0 | | 0.10 | 8.0 | | | | | |
| 354R.40.020 MY | 4.0 | | 0.20 | | | | | | |

- Стандартный ассортимент.
- Изготавливается под заказ.
Минимальное количество
и срок изготовления – по запросу.



- Основное применение.
- Возможное применение.



НОВИНКИ



10.2022.



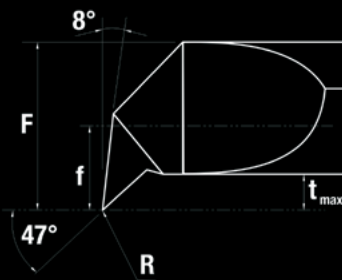
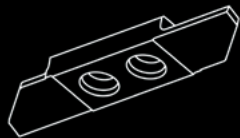
ФРЕЗЫ
СО СМЕННЫМИ
ПЛАСТИНАМИ

СВМ
ПЛАСТИНЫ

TOOLS



РЕЗЬБОНАРЕЗНЫЕ ФРЕЗЫ
СО СМЕННЫМИ ПЛАСТИНАМИ



НОВИНКИ. 2022
ФРЕЗЫ ДЛЯ ОБЩЕЙ ОБРАБОТКИ МАТЕРИАЛОВ



СВЁРЛА

СО СМЕННЫМИ
ГОЛОВКАМИ



СО СМЕННЫМИ
ПЛАСТИНАМИ

ИНСТРУМЕНТ
ДЛЯ ТОКАРНЫХ АВТОМАТОВ
ПРОДОЛЬНОГО ТОЧЕНИЯ



2022
TOOLS №1

РАЗДЕЛ 5

ТЕХНИЧЕСКАЯ ЧАСТЬ

РЕКОМЕНДУЕМЫЕ РЕЖИМЫ РЕЗАНИЯ

| Группа по ISO | Обрабатываемый материал | Сплав | Точение | | | Отрезка/нарезание канавок | | |
|---------------|-------------------------------|-------|--------------------------|-------------------------|-----------------|---------------------------|------------------|-----------------|
| | | | Скорость резания (m/min) | Глубина резания ap (mm) | Подача (mm/rev) | Скорость резания (m/min) | Ширина реза (mm) | Подача (mm/rev) |
| P | Легко обрабатываемые стали | MX2 | 100-200 | 0.05-1.0 | 0.01-0.15 | 70-150 | 0.50-1.50 | 0.01-0.08 |
| | | SX3 | | 1.0-4.0 | 0.05-0.25 | | 1.50-3.50 | 0.03-0.15 |
| | Стали < 600 N/mm ² | MX2 | 70-160 | 0.05-1.0 | 0.01-0.15 | 60-120 | 0.50-1.50 | 0.01-0.06 |
| | | SX3 | | 1.0-4.0 | 0.05-0.25 | | 1.50-3.50 | 0.03-0.12 |
| | Стали < 800 N/mm ² | MX2 | 55-120 | 0.05-1.0 | 0.01-0.15 | 50-100 | 0.50-1.50 | 0.01-0.05 |
| | | SX3 | | 1.0-4.0 | 0.05-0.20 | | 1.50-3.50 | 0.03-0.10 |
| | Стали > 800 N/mm ² | MX2 | 45-100 | 0.05-1.0 | 0.01-0.08 | 35-80 | 0.50-1.50 | 0.01-0.04 |
| | | SX3 | | 1.0-4.0 | 0.05-0.15 | | 1.50-3.50 | 0.03-0.08 |
| M | Нержавеющие стали | MX2 | 50-120 | 0.05-1.0 | 0.01-0.08 | 50-100 | 0.50-1.50 | 0.01-0.04 |
| | | SX3 | | 1.0-4.0 | 0.05-0.15 | | 1.50-3.50 | 0.03-0.08 |
| N | Алюминиевые сплавы | MX2 | 160-1000 | 0.05-1.0 | 0.01-0.20 | 140-400 | 0.50-1.50 | 0.01-0.10 |
| | | CB1 | | 1.0-4.0 | 0.05-0.40 | | 1.50-3.50 | 0.03-0.20 |
| | Медные сплавы | SX3 | 90-500 | 0.05-1.0 | 0.01-0.20 | 90-300 | 0.50-1.50 | 0.01-0.10 |
| | | CB1 | | 1.0-4.0 | 0.05-0.35 | | 1.50-3.50 | 0.03-0.20 |
| S | Титановые сплавы | MX2 | 25-70 | 0.05-1.0 | 0.01-0.08 | 25-50 | 0.50-1.50 | 0.01-0.03 |
| | | CB1 | | 1.0-4.0 | 0.05-0.15 | | 1.50-3.50 | 0.03-0.06 |

ТАБЛИЦА ПЕРЕВОДА ВЕЛИЧИН ТВЕРДОСТИ

| Предел прочности [МПа] | Твердость | | | |
|------------------------|-----------|---------|----------|----------|
| | BRINELL | VICKERS | ROCKWELL | ROCKWELL |
| R _m | HB/HRC | HV | HRB | HRC |
| 285 | 86 | 90 | 1190 | - |
| 320 | 95 | 100 | 56,2 | - |
| 350 | 105 | 110 | 62,3 | - |
| 385 | 114 | 120 | 66,7 | - |
| 415 | 124 | 130 | 71,2 | - |
| 450 | 133 | 140 | 75,0 | - |
| 480 | 143 | 150 | 78,7 | - |
| 510 | 152 | 160 | 81,7 | - |
| 545 | 162 | 170 | 85,8 | - |
| 575 | 171 | 180 | 87,1 | - |
| 610 | 181 | 190 | 89,5 | - |
| 640 | 190 | 200 | 91,5 | - |
| 675 | 199 | 210 | 93,5 | - |
| 705 | 209 | 220 | 95 | - |
| 740 | 219 | 230 | 96,7 | - |
| 770 | 228 | 240 | 98,1 | - |
| 800 | 238 | 250 | 99,5 | - |
| 820 | 242 | 255 | - | 23,1 |
| 850 | 252 | 265 | - | 24,8 |
| 880 | 261 | 275 | - | 26,4 |
| 900 | 266 | 280 | - | 27,1 |
| 930 | 276 | 290 | - | 28,5 |
| 950 | 280 | 295 | - | 29,2 |
| 995 | 295 | 310 | - | 31,0 |
| 1030 | 304 | 320 | - | 32,2 |
| 1060 | 314 | 330 | - | 33,3 |
| 1095 | 323 | 340 | - | 34,4 |
| 1125 | 333 | 350 | - | 35,5 |
| 1155 | 342 | 360 | - | 36,6 |

| Предел прочности [МПа] | Твердость | | | |
|------------------------|-----------|---------|----------|----------|
| | BRINELL | VICKERS | ROCKWELL | ROCKWELL |
| R _m | HB/HRC | HV | HRB | HRC |
| 1190 | 352 | 370 | - | 37,7 |
| 1220 | 361 | 380 | - | 38,8 |
| 1255 | 371 | 390 | - | 39,8 |
| 1290 | 380 | 400 | - | 40,8 |
| 1320 | 390 | 410 | - | 41,8 |
| 1350 | 399 | 420 | - | 42,7 |
| 1385 | 409 | 430 | - | 43,6 |
| 1420 | 418 | 440 | - | 44,5 |
| 1455 | 428 | 450 | - | 45,3 |
| 1485 | 437 | 460 | - | 46,1 |
| 1520 | 447 | 470 | - | 46,9 |
| 1555 | 456 | 480 | - | 47,7 |
| 1595 | 466 | 490 | - | 48,4 |
| 1630 | 475 | 500 | - | 49,1 |
| 1665 | 485 | 510 | - | 49,8 |
| 1700 | 494 | 520 | - | 50,5 |
| 1740 | 504 | 530 | - | 51,1 |
| 1775 | 513 | 540 | - | 51,7 |
| 1810 | 523 | 550 | - | 52,3 |
| 1845 | 532 | 560 | - | 53,0 |
| 1880 | 542 | 570 | - | 53,6 |
| 1920 | 551 | 580 | - | 54,1 |
| 1955 | 561 | 590 | - | 54,7 |
| 1995 | 570 | 600 | - | 55,2 |
| 2030 | 580 | 610 | - | 55,7 |
| 2070 | 589 | 620 | - | 56,3 |
| 2105 | 599 | 630 | - | 56,8 |
| 2145 | 608 | 640 | - | 57,3 |
| 2180 | 618 | 650 | - | 57,8 |

ТАБЛИЦА СООТВЕТСТВИЯ ОБРАБАТЫВАЕМЫХ МАТЕРИАЛОВ

| Международные эквиваленты | | | | | | | | | | | | | | | | |
|---------------------------|--------|-------|-------------|----------|------------|------------------|--------------|-------------|--------|-----------|---------------|---------|---------------|--------------------|------------|--|
| ISO 513 | (RUS) | (CZ) | (PRC) | (EU) | (ISO) | (F) | (I) | (J) | (D) | (PL) | (A) | (S) | (GB) | (USA) | (E) | |
| ГОСТ | ČSN | GB | EN | ISO | AFNOR | UNI | JIS | DIN | W.-nr | PN | ONORM | SS | BS | AISI/SAE | | |
| St 0 | 10.000 | | S 185 | Fe 310 | A 33 | Fe 320 | ST 33.1 | ST 33.1 | | ST 00H | ST 00H | 1300-00 | S 185 | Gr.A | S 185 | |
| St 0 | 10.004 | Q 195 | S 185 | Fe 310-0 | A 33 | Fe 320 | St 33-2 | St 33-2 | 1.0035 | St 0 S | St 00 H | 1300 | 15 HR, HS | Gr.A | AE 235 B | |
| A1 | 10.216 | | Fe B22 | Type 2 | Fe E24 | | IG | | | | | | | | | |
| A12 | 11.109 | | 11SMn28 | | S 250 | CF 9 S Mn 28 | SUM 22 | 95Mn28 | 1.0715 | A 10X | A 10X | 1912-04 | 230M07 | 1213 | 11SMn28 | |
| A12 | 11.110 | Y12 | 10S20 | | 10F1 | CF 10S20 | 10S20 | 10S20 | 1.0721 | A11 | A11 | 1912 | 210M15 | Gr.1108 | 10S20 | |
| A 30 | 11.120 | Y20 | | | 20F2 | | 23S20 | | 1.0724 | | | | | | | |
| A 30 | 11.140 | Y35 | 35S20 | 35S20 | 35 MF 6 | CF 35 Sim 10 | 35S20 | 35S20 | | A 35 | A 35 | 1957-03 | 212M06 | 1140 | 35 Mns 6 | |
| 08kp | 11.300 | | | | | 3C05 | SWRM6 | D6-2 | 1.0314 | | UC6 | | | Gr.1105 | | |
| | 11.301 | | FeP 02 | Cr 04 | | SPCD | US13 | US13 | 1.0333 | | St 03F | 1146 | 2HR.HS.CR.CS | 1008 | | |
| 08Lu | 11.304 | 08 F | FeP 03 | | | | US14 | | 1.0338 | 1.0336 | | | | | | |
| 08Lu | 11.305 | | FeP 04 | Cr 04 | ES | SPCE | St 14 | St 14 | 1.0338 | 08J | | 1147 | 1 HR.HS.CR.CS | A619 | DC04 | |
| 08kp | 11.320 | | | Cr 03 | Fd 4 | | St 14 | St 14 | 1.0322 | 08X | | 1144 | | | | |
| 08Lu | 11.321 | | DC 01 | Cr 01 | FeP 01 | DC 01/FeP 01 | SPCC | St 12 | | | St 02F | 1142 | DC 01/FeP 01 | 1008 | DC 01 | |
| 08Lu | 11.325 | | | | | SPCC | SPCC | | | | | | | | AP 04 | |
| 08J | 11.330 | | | Cr 0 | | SPC Q12 | St 3 | St 3 | | | | | Cr 2 | | | |
| 16D | 11.331 | | FeP 01/DC01 | Cr1 | DC01/FeP01 | FeP01/DC01 | SPCC | St 2 | | S102F | S102F | 1142 | Cr 2 | 366 | FeP01/DC01 | |
| 10 | 11.343 | A3 | A34-2 | | | Fe330 | SS 330 | S34-2 | 1.0028 | S33X | S34RG | 1312 | CEN2B K | Gr.C | S235JRG 1 | |
| 12K | 11.353 | | | | | Fe360 | STKM12A | SIG5 | 1.0308 | R35 | RF53 | 1233 | | 1120 | | |
| 12K | 11.364 | | P235GH | | A 37 APCP | FeB235 | SPV 450 | H 1 | 1.0345 | St 36 K | St 35 KW | 1330 | 141-360 | Gr.C | E6304 | |
| 15K | 11.366 | | P235GH | P 3 | A 37 AP | Fe 360-KG, KW | SGV 410 | H 1 | 1.0345 | St 36K | St 35KW | 1330 | 141-360 | Gr.A | A 37FDI | |
| 15K | 11.368 | | | P 5 | A 37 AP | Fe 360-1KG | SGV 410 | ASI 35 | | St 35 KW | St 35 KW | 1330 | | | A 37RBI | |
| 15K | 11.369 | | | | A37FP | Fe 365-2G | STPL380 | ASB5 | | | | 1332 | | Gr.1 | A37RBI | |
| S3kp | 11.373 | | S235JRG1 | Fe360 B | S235JRG1 | Fe360BU | STKM12A | US37-2 | 1.0036 | S33X | S37F | 1311 | F680B | Gr.C | S235JRG 1 | |
| S3sp | 11.375 | 0295C | | Fe360B | E24-2NE | S235JRG2 | S235JRG2 | S33S | | S3S | RS3360B | 1312 | S235JRG-2 | Gr.C6 | S235JRG2 | |
| 16D | 11.378 | | Fe 360C | Fe 360C | E 24-3 | Fe 360C | St 37-3 | St 37-3 | | St 3W | St 37TK | 1312 | 40 D | Gr.C6 | AE 235D | |
| | 11.379 | | S235JRG2Cu | | | | RSI 37-2 Cu3 | 1.0167 | | St 3 S0u | | | | | | |
| 16K | 11.381 | | | | A37FP | Fe360-2G | ASB5 | | | | | | | Gr.C5 | A37RBI | |
| 20K | 11.416 | | P265GH | F 5 | A 42 AP | Fe 410KG, KI, KW | H II | 1.0425 | | St 41K | St 41KW | 1430 | 151-400 | Gr.A | A 42KCI | |
| | 11.418 | | P265GH | F 7 | A 42F | P 265 GH | St 45.8 | | | St 41K | St 41KW | 1430 | 161-430 | Gr.C6 | A 42RBI | |
| | 11.419 | | P310NB | | A 42 FP1 | Fe 410-2G | AS141 | 1.0437 | | | | | 224-400 | Gr.C6 | A 42 RBI | |
| VS1 4 kp, js | 11.423 | | | | E 29-2 | Fe 410-2G | SS 41 | US1 42.2 | | St 3 SX | St 42 RG, RGT | 1411 | 43/25 HR.HS | 1020 | | |
| S14 | 11.425 | 0225A | S275JR | | E29-2 | Fe 430B | RS402-2 | RS402-2 | | St 4W | St 42F | 1411 | 161-430 | Gr.D | AE275B | |
| VS1 4 sp | 11.428 | | | Fe510D | E 29-3 | Fe 430 C | SM 400 C | St 42-3 | | St 4 W | St 44 T | 1411 | 43 C | Gr.70 | AE 275 D | |
| 20K | 11.431 | | | Fe510D | A 42 F | Fe 410-2KG, KW | St 42 | 1.0426 | | St 3M | St 3M | 1411 | 400-22 | X 42 | F.6310 | |
| St 4sp | 11.443 | | Fe 42B | Fe 430B | E 29-2 | St 44-2 | St 44-2 | 1.0044 | | | | | 488.C | | | |
| | 11.453 | | | | | St 45 | St 45 | | | R 45 | | | 430 | 1035 | | |
| 16.GS | 11.474 | | P 295 NH | P 11 | A 48 CP | Fe 460-1KG | H IV | 1.0445 | | | | | 223-490 | Gr.F | | |
| 14G2 | 11.478 | | P 295 GH | P 11 | A 48 FP | Fe 460-1KG, KW | AS145 | | | | | | 224-460 B | Gr.B, C | P 295 GH | |
| 18K | 11.481 | | P295GH | | A 48 APPP | Fe 510-1 KG, KW | SPV 315 | 1.0436 | | | | 2103 | 430 LT | X 46 | A 47 RCI | |
| S345 | 11.483 | 16Mn | S355J23 | Fe510D | E36-3 | Fe 510 | SIM490 | St 52-3 | 1.0570 | G355 | S162F | 2132 | 50C | Gr.50 JupE1 az.4 | S355J263 | |
| S345 | 11.484 | | | | A 48FP1 | | | | | | | | | | | |
| S285 | 11.500 | 0275 | E295 | Fe490 | A50 | Fe490 | SS490 | S50-2 | 1.0050 | S16 | S16F | 2172 | 43/35HS | Gr.50 | A490-2 | |
| 176S | 11.523 | 16Mn | Fe510 | Fe510 | E36-3 | Fe510 | SM520C | S52-3 | 1.0570 | 1662 | S1610D | 2132 | 50/35HR | Gr.15180 | S355J263 | |
| 1062.BD | 11.529 | | S355J263Cu | | | | | St 52-3 Cu3 | 1.0885 | 1862 A-Cu | | | | | | |
| BSt 5 js | 11.531 | | Fe 510 D2 | | A 52 FP | S355J264 | AS1 52 | 1.0577 | | | | | 224-460 | Gr.A | AE 355 D | |
| S16sp | 11.550 | | S355J0Cu | R50-NBK | Fe 540 | Fe 540 | STKM 16 A | St 55 | 1.0507 | R 55 | | | CUS 7 | 1050 | | |
| S375 | 11.600 | | E365 | Fe590 | E335 | Fe590 | SM570 | E335 | 1.0060 | MS16 | S160F | 1650 | E335 | Gr.C5 | Fe590-2FN | |
| 08 | 11.700 | | E360 | Fe680 | A70 | Fe680 | S170-2 | S170-2 | 1.0070 | S17 | S170F | 1655 | E360 | Gr.C5 | E360 | |
| 08 | 12.010 | 10 | 2C10 | C10 | Xc10 | C10 | S9CK | C10 | 1.1121 | 10 | RC12 | 1265 | 045A10 | Gr. 1010,1011M1010 | C10k | |
| 10880 | 12.014 | | | | | | | | | | | | | | | |
| 10860 | 12.014 | | | | | | | | | | | | | | | |
| 10 | 12.021 | | C15E | C15E4 | C18RR | C15 | STB 340 | C15 | 1.1441 | K 10 | | 1370-40 | 080M15 | Gr.1016 | C16k | |

P

P

ТАБЛИЦА СООТВЕТСТВИЯ ОБРАБАТЫВАЕМЫХ МАТЕРИАЛОВ

| ISO 513 | (RUS) | (CZ) | (PRC) | (EU) | (ISO) | (F) | (I) | (J) | (D) | (DIN) | (D) | (PL) | (A) | (S) | (GB) | (USA) | (E) |
|----------|--------|-------------|-------------|----------------|-----------|-------------|-------------|--------------|--------------|--------|--------|---------------|-------|------------|-----------|-------|--------------|
| ГОСТ | ČSN | GB | EN | ISO | AFNOR | UNI | JIS | DIN | DIN | W.-ИТ | PN | ONORM | SS | BS | SAE | | |
| 20 | 12.022 | 15 | C18E | TS 14 | XC15 | C 18 | STB 410 | Sl 45.8 | Sl 45.8 | 1.0405 | K 18 | C 18 | C45SW | 430 | Gr. B | | |
| 15 | 12.023 | 20 | C22 | C18E4 | XC 18 | C15 | S15C | C15 | C15 | 1.1141 | 15 | RC15 | C45K | 040A15 | Gr. 1015 | | |
| 25 | 12.030 | 25 | 2C25 | C25E4 | XC25 | C25 | S20C | C25 | C25 | 1.0406 | 25 | C25 | C55 | 070M20 | 1020 | | |
| 30 | 12.031 | 30 | C30 | C30E4 | XC 30 | C30 | S30C | C30 | C30 | 1.0528 | 30 | C35 | C60 | 070M26 | Gr. 1025 | | C25k |
| 35 | 12.040 | 35 | C35 | C35E4 | XC 35 | C35 | S35C | C35 | C35 | 1.0501 | 35 | C35 | C60 | 080M32 | 1030 | | |
| 40 | 12.041 | 40 | C40 | C40E4 | XC 40 | C40 | S40C | C40 | C40 | 1.0511 | 40 | C40 | C60 | 40HS | Gr. 1035 | | C35 |
| 45 | 12.050 | 45 | C45 | C45E4 | XC 45 | C45 | S45C | C45 | C45 | 1.0503 | 45 | C45SW | C60 | 080M40 | 1040 | | C40 |
| 50 | 12.051 | 50 | C50 | C50E4 | XC 48 H1 | C50 | S 50 C | C50 | C50 | 1.1206 | 50 | C55 | C60 | 50HS | Gr. 1043 | | F. 1295 |
| 55 | 12.060 | 55 | C55 | C55E4 | XC 55 | C55 | S55C | C55 | C55 | 1.0535 | 55 | C55 | C60 | 080M50 | 1050 | | C45k |
| 60 | 12.061 | 60 | 2 C 60 | C 60 E4 | C 60 | C 60 | S 58 C | C 60 | C 60 | 1.0801 | 60 | C 60 | C60 | 60 HS.CS | 1060 | | C55 |
| 65 | 12.071 | 65 | 1 CS67 | CS75 | XC75 | C 67 | S 70C-OSP | C 67 | C 67 | 1.1248 | 75 | C75 | C60 | 080A67 | Gr. 1070 | | C60 |
| 75 | 12.081 | 75 | 2 CS 85 | CS 85 | C 85 | C 85 | SK 5-OSP | C 85E | C 85E | 1.1269 | 85 | C 85E | C60 | 80HS | Gr. 1078 | | |
| 85 | 12.090 | 85 | 28Mn6 | 28Mn6 | XC 85 | C 85 | SC Mn2 | 28Mn6 | 28Mn6 | 1.1165 | 85 | C 85E | C60 | 80HS.CS | 1086 | | |
| 30G2 | 13.141 | 30Mn2 | 28Mn6 | 28Mn6 | 45 S 7 | C 28Mn | SC Mn2 | 28Mn6 | 28Mn6 | 1.1165 | 30G2 | C 28Mn | C60 | 120M36 | Gr. 1330 | | 30Mn5 |
| 70G | 13.180 | 70G | 38MnS | 38MnS | 45 S 7 | C 45 S 7 | S 40C | 45 S 7 | 45 S 7 | 1.5024 | 45 S | 45 S | C60 | 9250 | Gr. 9250 | | 46 S 1 7 |
| 35SG | 13.240 | 35SMn | 45S 7 | 45S 7 | 38MnS | C 35 BKb | S 40C | 80Mn4 | 80Mn4 | 1.5122 | 65G | 65G | C60 | | | | |
| 13.242 | | | | | | | | | | 1.5223 | 35SG | 35SG | C60 | | | | |
| 50S2 | 13.251 | 50S2Mn | 45S 7 | Type 3 | 45S7 | 60S17 | SUP6 | 46S17 | 46S17 | 1.5024 | 45S | 45S | C60 | 250A53 | 9250 | | F. 1451 |
| 60S2 | 13.270 | 60S2Mn | 60S17 | Type 1-0 | 60S7 | 60S17 | SUP6 | 60S17 | 60S17 | 1.5028 | 60S2 | 60S2 | C60 | 251A58 | Gr. 9260H | | 60S17 |
| Sch 15 | 14.100 | G Cr 15 | 100Cr6 | Type 1-0 | 100Cr6 | 100Cr6 | SUJ 2 | 100Cr6 | 100Cr6 | 1.3505 | LH 15 | LH 15 | C60 | 534A99 | 52100 | | F. 1310 |
| 50H15 | 14.109 | 6Cr 15 | 100Cr6 | Type 1-0 | 100Cr6 | 100Cr6 | SUJ 2 | 100Cr6 | 100Cr6 | 1.3505 | LH 15 | LH 15 | C60 | 535 A99 | 52100 | | 100Cr6 |
| 15Ch | 14.120 | 15Cr | 15Cr | 37Cr4 | 12Cr | 12Cr | SCr 415 | 15Cr | 15Cr | 1.7015 | 15 H | 15 H | C60 | 523M15 | 5015 | | |
| 38Cr4 | 14.140 | 35Cr | 37Cr4 | Type 2 | 37Cr4 | 38Cr4 | SCr 435H | 37Cr4 | 37Cr4 | 1.7034 | 40H | 41Cr-ASP | C60 | 530A36 | Gr. 5135 | | 37Cr4 |
| 50H9 | 14.160 | | 55 Cr 3 | | 55 Cr 3 | | | | | | | | C60 | | | | |
| SCr15S G | 14.209 | Cr9SiMn | 100CrMn6 | Type 3 | 100CrM6 | | SUJ3 | 100CrMn6 | 100CrMn6 | 1.3520 | LH15SG | LH15SG | C60 | 535A99 | Gr. 2 | | 100CrMn6 |
| 18Cr9 | 14.220 | 15CrMn | 16MnCr5 | Type 5 | 16MnCr5 | 16MnCr5 | SMnCr 420 H | 16MnCr5 | 16MnCr5 | 1.7131 | 15HG | 15HG | C60 | 527M17 | Gr. 5115 | | 16MnCr5 |
| 18Cr9 | 14.221 | 20CrMn | 20MnCr5 | Type 7 | 20MnCr5 | 20MnCr5 | SMnCr 420 H | 20MnCr5 | 20MnCr5 | 1.7147 | 18HG1 | 18HG1 | C60 | | 5120 | | F. 150.D |
| 18Cr9T | 14.223 | | | | | | | | | | | | C60 | | | | |
| 27Cr9R | 14.230 | | | | | | | | | | | | C60 | | | | |
| 30Cr9T | 14.231 | | | | | | | | | | | | C60 | | | | |
| 35G2 | 14.240 | 35Mn2 | | | 54SiCr6 | 48Si7 | SMn438 | 36MnS | 54SiCr6 | 1.5067 | 60S2 | 30HG5 | C60 | 250A61 | 9260 | | |
| 60S2CrA | 14.260 | 60Si2CrA | | | 54SiCr6 | | | | 54SiCr6 | 1.7102 | 60S2 | 30HG5 | C60 | | | | |
| 30Cr9SA | 14.331 | | | | | | | | | | | | C60 | | | | |
| 38Cr9S | 14.341 | | | | | | | | | | | | C60 | | | | |
| 15 Cr 20 | 15.020 | | 16MnCr3 | F26-F26, F26E | 15D3 | 15MnCr3 | STBA12 | 15MnCr3 | 15MnCr3 | 1.5415 | 16M | 15MnCr3KW | C60 | 240 | Gr. A | | 16MnCr3 |
| 12CrM | 15.121 | 12CrM6 | 13CrMnCr4-5 | F32-F32, F32E | 15GCr4-5 | 14CrMnCr3 | SPVA12 | 13CrMnCr4-4 | 13CrMnCr4-4 | 1.7335 | 15HM | 13CrMnCr4-4KW | C60 | 620-440 | Gr. P12 | | 14CrMnCr4-5 |
| 20CrM | 15.124 | | 18CrMnCr4 | 18CrMnCr4 | 18CrMnCr4 | 18CrMnCr4 | SCM418 | 18CrMnCr4 | 18CrMnCr4 | 1.7715 | 18HG1 | 18HG1 | C60 | 708H20 | | | 18CrMnCr4-1 |
| 20CrM | 15.128 | | 13MnCrV6 | TES9, P33, F33 | 25CrD4 | 25CrMnCr4 | SCM430 | 14MnCrV6-3 | 14MnCrV6-3 | 1.7715 | 13HMF | 13HMF | C60 | 660-460 | Gr. P24 | | 13MnCrV6 |
| 20CrM | 15.130 | 30CrM6 | 25CrMnCr4 | 25CrMnCr4 | 25CrD4 | 25CrMnCr4 | SCM 430 | 25CrMnCr4 | 25CrMnCr4 | 1.7220 | 25HM | 24CrMnCr5 S | C60 | 708A25 | 4130 | | 25CrMnCr4 |
| 30CrM | 15.131 | 30CrM6 | 34CrMnCr4KD | 34CrMnCr4 | 25CrD4 | 30CrMnCr4 | SCM 420 | 34CrMnCr4 | 34CrMnCr4 | 1.7220 | 26HM | 26HM | C60 | 708A25 | 4130 | | AM 34CrMnCr4 |
| 38CrM | 15.142 | 42CrM6 | 41CrMnCr4 | Type 3 | 42CrD4 | 38CrMnCr4KB | SCM440 | 41CrMnCr4 | 41CrMnCr4 | 1.7225 | 40HM | 42CrMnCr4SP | C60 | 708M40 | Gr. 4140 | | 42CrMnCr4 |
| 15CrH | 15.217 | 09CrPCrNi-A | S355J0WP | Fe 355W-1A | E 36H-A3 | S355J0WP | SPA-H | 9CrNiCuP 324 | 9CrNiCuP 324 | 1.8962 | 10 H | | C60 | WR 50A.B.C | Gr. 1 | | |
| 15CrH | 15.221 | | | | | | | | | | | | C60 | | | | |
| 15CrH | 15.223 | | | | | | | | | | | | C60 | | | | |
| 15CrH | 15.230 | | | | | | | | | | | | C60 | | | | |
| 25Cr11MF | 15.236 | 25Cr2MnVA | | | | | | | | | | | C60 | | | | |
| 40CrFA | 15.240 | | | | | | | | | | | | C60 | | | | |
| 50CrFA | 15.241 | | | | | | | | | | | | C60 | | | | |
| 50CrFA | 15.260 | 50CrVA | 51CrV4 | Type 13 | 51CrV4 | 50CrV4 | SUP 10 | 50CrV4 | 50CrV4 | 1.8159 | 50HF | 50HF | C60 | 735A50 | Gr. 6150 | | 51CrV4 |

ТАБЛИЦА СООТВЕТСТВИЯ ОБРАБАТЫВАЕМЫХ МАТЕРИАЛОВ

| ISO 513 | | Международные эквиваленты | | | | | | | | | | | | | | P | | | | | |
|---------|----------------|---------------------------|----------------|-------|--------------|------|----------------|-------|--------------|-----|--------------|-----|--------------|--------|--------------|-----|-----|------|-------|-----|------------|
| ISO 513 | ГОСТ | (RUS) | (CZ) | (PRC) | (GB) | (EU) | (EU) | (ISO) | (F) | (I) | (J) | (D) | (D) | (W-IT) | (PL) | (A) | (S) | (GB) | (USA) | (E) | |
| | | | | | | | | | | | | | | | | | | | | | |
| | | | | | | | | | | | | | | | | | | | | | |
| | 19.520 | | 35C/M08 | | 40C/M08 | | 35C/M07 | | 40C/M08 | | 35C/M08KU | | 40C/M07 | | WLB | | | | | | 40C/M07 |
| | 19.541 | | 30C/M07-11 | | 32D/V12-28 | | 30C/M07-27KU | | 32D/V12-28 | | SKD7 | | X32C/M033 | | WLV | | | | | | 30C/M07 |
| | 40C/M05F | | X37C/M05-1 | | Z38C/DV5 | | X37C/M051KU | | Z38C/DV5 | | SK06 | | X38C/M05.1 | | WCL | | | | | | 30C/M05 |
| | 19.553 | | X37C/M05-1 | | Z38C/DV5 | | X37C/M051KU | | Z38C/DV5 | | SK06 | | X38C/M05.1 | | WCL | | | | | | X37C/M05 |
| | 40C/M05F | | X40C/M05-1 | | X40C/M05 | | X40C/M051KU | | X40C/M05 | | SKF61 | | X40C/M051 | | WCLV | | | | | | X37C/M05 |
| | 19.561 | | | | | | | | | | | | | | | | | | | | |
| | 90H5/F | | X100C/M05 1 | | Z100C/DV5 | | X100C/M051KU | | Z100C/DV5 | | SKD12 | | X100C/M05 1 | | NCLV | | | | | | F5227 |
| | 0112 MF | | X160C/M07 12.1 | | Z160C/DV12 | | C165C/M072KU | | Z160C/DV12 | | SKD11 | | x165C/M07 12 | | | | | | | | F5211 |
| | 19.581 | | | | | | | | | | | | | | | | | | | | |
| | 19.614 | | 40M/C/M07 16 | | 40M/C/M07 16 | | 40M/C/M07 16 | | 40M/C/M07 16 | | 40M/C/M07 16 | | 40M/C/M07 16 | | 40M/C/M07 16 | | | | | | F5224 |
| | 19.642 | | 40M/C/M07 16 | | 40M/C/M07 16 | | 40M/C/M07 16 | | 40M/C/M07 16 | | 40M/C/M07 16 | | 40M/C/M07 16 | | 40M/C/M07 16 | | | | | | 35N/C/M06 |
| | 19.655 | | 55N/C/M07 | | 55N/C/M07 | | 55N/C/M07 | | 55N/C/M07 | | SKT 4 | | 55N/C/M06 | | WNL | | | | | | F520LS |
| | 50M/M | | 55N/C/M07 | | 55N/C/M07 | | 55N/C/M07 | | 55N/C/M07 | | SKT4 | | 55N/C/M07 | | WNLV | | | | | | 55N/C/M07 |
| | 50M/V | | 55N/C/M07 | | 55N/C/M07 | | 55N/C/M07 | | 55N/C/M07 | | SKT4 | | 55N/C/M07 | | WNLV | | | | | | 55N/C/M07 |
| | 19.675 | | | | | | | | | | | | | | | | | | | | |
| | 19.680 | | | | | | | | | | | | | | | | | | | | |
| | 19.710 | | | | | | | | | | | | | | | | | | | | F5228 |
| | ChV 1 | | | | | | | | | | | | | | | | | | | | F520C |
| | ChV6 | | | | | | | | | | | | | | | | | | | | |
| | ChV 4F | | | | | | | | | | | | | | | | | | | | |
| | 30C1208F | | 30M/C/V 5.3 | | X32M/C/V 5.3 | | X30M/C/V 5.3KU | | X32M/C/V 5.3 | | SKD 4 | | 30M/C/V 5.3 | | WVW | | | | | | X30M/C/V 9 |
| | 50C/V25F | | 30M/C/V 5.3 | | X32M/C/V 5.3 | | X30M/C/V 5.3KU | | X32M/C/V 5.3 | | SKD 4 | | 30M/C/V 5.3 | | WVW | | | | | | X30M/C/V 9 |
| | 50M/25 | | 30M/C/V 5.3 | | X32M/C/V 5.3 | | X30M/C/V 5.3KU | | X32M/C/V 5.3 | | SKD 4 | | 30M/C/V 5.3 | | WVW | | | | | | X30M/C/V 9 |
| | 19.723 | | | | | | | | | | | | | | | | | | | | |
| | 19.732 | | 45M/C/SV8 | | 45M/C/V20 | | 45M/C/V8KU | | 45M/C/V20 | | SKH6 | | 45M/C/V7 | | NZ2 | | | | | | 45 M/C/SV8 |
| | 19.733 | | 55M/C/V8 | | 55M/C20 | | 55M/C/V8 KU | | 55M/C20 | | SKH6 | | 60M/C/V7 | | NZ3 | | | | | | 60M/C/SV8 |
| | 19.740 | | | | | | | | | | | | | | | | | | | | F527 |
| | R12F3 | | | | | | | | | | | | | | | | | | | | |
| | R9F5 | | | | | | | | | | | | | | | | | | | | |
| | R18 | | | | | | | | | | | | | | | | | | | | |
| | R6M5 | | | | | | | | | | | | | | | | | | | | |
| | R6M5G | | | | | | | | | | | | | | | | | | | | |
| | R18C/F2 | | | | | | | | | | | | | | | | | | | | |
| | R9K5 | | | | | | | | | | | | | | | | | | | | |
| | R19F/K5 | | | | | | | | | | | | | | | | | | | | |
| | R12P/EX10M/5-5 | | | | | | | | | | | | | | | | | | | | |
| | 15-L | | | | | | | | | | | | | | | | | | | | |
| | 25 L | | | | | | | | | | | | | | | | | | | | |
| | 20L | | | | | | | | | | | | | | | | | | | | |
| | 30L | | | | | | | | | | | | | | | | | | | | |
| | 422653 | | | | | | | | | | | | | | | | | | | | |
| | 45L2 | | | | | | | | | | | | | | | | | | | | |
| | 422670 | | | | | | | | | | | | | | | | | | | | |
| | 35G | | | | | | | | | | | | | | | | | | | | |
| | 20 GL | | | | | | | | | | | | | | | | | | | | |
| | 20GL | | | | | | | | | | | | | | | | | | | | |
| | 35G/SFL | | | | | | | | | | | | | | | | | | | | |
| | 35G/SLS | | | | | | | | | | | | | | | | | | | | |
| | 20CINFL | | | | | | | | | | | | | | | | | | | | |
| | 422745 | | | | | | | | | | | | | | | | | | | | |

ТАБЛИЦА СООТВЕТСТВИЯ ОБРАБАТЫВАЕМЫХ МАТЕРИАЛОВ

| ISO 513 | | Международные эквиваленты | | | | | | | | | | | | | | |
|---------|---|---------------------------|------|-------|--------------|-------------|---------|-----|-----|------|------|-------|-----|------|----------|--------------|
| ISO 513 | P | (RUS) | (CZ) | (PRC) | (EU) | (ISO) | (F) | (I) | (J) | (D) | (PL) | (A) | (S) | (GB) | (USA) | (E) |
| ГОСТ | P | ČSN | GB | EN | ISO | AFNOR | UNI | JIS | DIN | W-нр | PN | ONORM | SS | BS | AISI/SAE | АИ-ХТ18СМ165 |
| 422750 | | | | | Z 150D-505-M | Ø X 15СМ165 | SOPH 61 | | | | | | | | | |
| 422771 | | | | | | | | | | | | | | | | |
| 422992 | | | | | | | | | | | | | | | | |

| ISO 513 | | Международные эквиваленты | | | | | | | | | | | | | | |
|--------------|---|---------------------------|--------------|----------------|----------|--------------|---------------------|------------|----------------|--------|----------------------|----------------|---------|---------|---------------|-----------------|
| ISO 513 | M | (RUS) | (CZ) | (PRC) | (EU) | (ISO) | (F) | (I) | (J) | (D) | (PL) | (A) | (S) | (GB) | (USA) | (E) |
| ГОСТ | M | ČSN | GB | EN | ISO | AFNOR | UNI | JIS | DIN | W-нр | PN | ONORM | SS | BS | AISI/SAE | АИ-ХТ18СМ165 |
| 08СН13 | | 17 020 | 0СН13 | X6С13 | TYPE 1 | Z6C13 | X6C13 | SUS410S | X7C14 | 1-4000 | 0H13 | ONORM | SS | BS | Type 403 | X6C13 |
| 12СН13 | | 17 021 | 1СН12 | X10С13 | Тип#3 | Z12C13 | X12C13 | SUS 410 | X10C13 | 1-4006 | 1H13 | X5СН18-10 | 2301 | 403S17 | Type 403 | X12C13 |
| 12СН13 | | 17 022 | 2СН13 | X20С13 | Тип# 4 | X20C13 | X20C13 | SUS420L1 | X20C13 | 1-4021 | 2H13 | X20СН18-10 | 2302 | 410S2 | Type 410 | X12C13 |
| 30СН13 | | 17 023 | 3СН13 | X30С13 | Тип# 5 | Z30C13 | X30C13 | SUS420L2 | X30C13 | 1-4028 | 3H13 | X30СН18-10 | 2302 | 420S37 | Type 420 | X20C13 |
| 40СН13 | | 17 024 | 4СН13 | X40С13 | Тип# 6 | Z40C13 | X40C14 | SUS420L2 | X40C13 | 1-4034 | 4H13 | X40СН18-10 | 2304-03 | 420S45 | Type 420 | 2304-03 |
| | | 17 029 | | | | | | | | 1-4034 | | | | | | X39C13 |
| 12СН17 | | 17 040 | 1СН15 | X6С17 | Тип# 8 | Z6C17 | X6C17 | SUS 430 | X6C17 | 1-4016 | H17 | X6СН18-10 | 2320 | 430S18 | Type 430 | X6C17 |
| 12СН17 | | 17 041 | 1СН15 | X6С17 | TYPE 8 | Z6C17 | X6C17 | SUS430 | X6C17 | 1-4016 | H17 | X6СН18-10 | 2320 | 430S15 | Type 430 | X6C17 |
| 95СН18 | | 17 042 | | | | | | | | | H18 | | | | 440 C | |
| 15СН5М | | 17 102 | 10МС50 | 5СМ16 | TS 37 | Z10C05-05 | A16СМ16 25 5 KG. KW | SFAW 5 ALB | 12СМ16 9 5 | 1-7362 | H5M | X5СН18-10S | 2322 | 625 | Type 501, 502 | F2408 |
| 15СН6SU | | 17 113 | | X10С7А87 | | Z6C47 | X7AL | X10С7А87 | X10C7A87 | 1-4713 | | X10С7А87 | 2333-02 | 446 | Type 304 | X10С7А87 |
| 40СН82 | | 17 115 | 40С82 | X 46С5С8 | TYPE 1 | Z 46С58 | X 46С5С8 | SUH 1 | X 46С5С8 3 | 1-4718 | H9S2 | X 46С5С8 | 2203 | 401S45 | HMV 3 | F3220 |
| 17 116 | | 17 116 | | X12С9К6 | TS38 | | X12C9KG | SFAW9 | X12C9M9-1 | | | X12C9M9-1 | 2203 | 629-470 | G.F9 | |
| 10СН13SU | | 17 125 | 0СН13M | X10С7А13 | TYPE H3 | Z 13C13 | X 10C7A12 | | X 10C7A13 | 1-4724 | H13J5 | X22СМ16V12S | 2317 | | TYPE 405 | F3152 |
| | | 17 134 | | | TS40 | Z21C0V12 | X20СМ16V121 | | X20СМ16V121 | | | X22СМ16V12S | 2317 | | | |
| 15СН25Т | | 17 153 | 1СН25Т | | | Z10C24 | X16C26 | SUH46 | X8C125 | 1-4301 | 0H18N9 | X5СН18-10S | 2322 | | 446 | X5СН1810 |
| 08СН18N10 | | 17 240 | 0СН18N9 | X5СН18-10 | Тип#11 | X5C18-10 | X5C18-10 | SUS304 | X6СН18-10 | 1-4300 | 1H18N9 | X5СН18-10S | 2333-02 | 304S31 | Type 304 | X5СН1810 |
| | | 17 241 | | | | | | SUS 302 | X12СН18 8 | | | X12СН18 8 | 2333-02 | 302 | | |
| 17СН18N9 | | 17 242 | | | | Z10СН1809 | X15СН1809 | | X12СН188 | | 1H18N9 | X12СН188 | 2337-02 | 302S25 | G1,302 | |
| 08СН18N10Т | | 17 246 | 1СН18N9Т | X10С7М18-10 | TYPE 15 | Z6CНТ18-10 | X6СН1811 | SUS321 | X12СН1811 | 1-4878 | 1H18N9Т | X6СН1810ККW | 2337-02 | 321 | Type 321 | X6СН1810 |
| 08СН18N10Т | | 17 247 | 0СН18N10Т | X6СН18-10 | TYPE 15 | Z6CНТ18-10 | X6СН1811 | SUS 321 | X6CНТ18 10 | 1-4541 | X 6CНТ18 10 S | X 6CНТ18 10 S | 2337 | 321S12 | Type 321 | F3523 |
| 08СН18N10Т | | 17 248 | 0СН18N10Т | X6СН18-10 | TYPE 15 | Z6CНТ18-10 | X6СН1811 | SUS321 | X6CНТ18 11 | 1-4541 | 0H18N10Т | X6CНТ1810ККW | 2337 | 321S31 | Type 321 | X6CНТ18-10 |
| 03СН18N11 | | 17 249 | 00СН18N10 | X2СМ18 10 | TYPE 15 | Z30CН 18-11 | X2CН18 11 | SUS 304 | X2CН18 11 | 1-4306 | X2CН1811Т | X2CН1811 ККW | 2352 | 304S11 | 304 L | X2CН18 10 |
| 20СН20N14S2 | | 17 251 | 1СН20N14S2 | X15СН18S 20 12 | TYPE H13 | Z17CNS 20 12 | X16СН 23 14 | SUH 309 | X15СН18S 20 12 | 1-4828 | H20N12S2 | X15СН18S 20 12 | 2352 | 309S24 | TYPE 309 | F3312 |
| | | 17 253 | 1СН18N9S | X12МС5S5-16 | H17 | Z12CNS37.18 | | SUH330 | X12MCS36-16 | | H18N9S2 | X12MCS36-16 | 2361 | 330 | Type 309 | X12CNS36-16 |
| 12СН21N5Т | | 17 254 | | | | | | | | | | | | | | |
| 20СН22N18 | | 17 255 | 1СН25N20S2 | X8СМ18S 20 21 | H16 | Z8CNS 20 | X8СМ18S 20 | SUS310S | X8CNS25-21 | 1-4945 | H25N20S2 | X8CNS25-21 | 2361 | 310S31 | Type 310S | X15СН18S 20-20 |
| 4СН14N14W2M6 | | 17 322 | | | | | | | | | | | | | | |
| СН9S 5Т | | 17 335 | | | | | | | | | | | | | | |
| | | 17 341 | | | | | | | | | | | | | | |
| | | 17 346 | 0СН17N12M62 | X5СН16 17 12 2 | TYPE 20 | Z 6CND 17.11 | X5СН16 17 12 | SUS 316 | X5СН16 17 12 2 | 1-4401 | X 5СН16M 17 12 2 K W | X5СН16M 17 12S | 2347 | 316S31 | TYPE 316 | X5СН16M 17 12 2 |
| | | 17 347 | | | | | | | | | | | | | | |
| 10СН17N13M2Т | | 17 348 | 0СН18N12M62Т | X6СМ16Т17-12-2 | 21 | Z6CNDT17-12 | X6СМ16Т17-12 | SUS316Т | X6СМ16Т17-12-2 | | H17N13M2Т | X6СМ16Т17122S | 2350-02 | 321S12 | Type 316T | X6СМ16Т1712 2 |

ТАБЛИЦА СООТВЕТСТВИЯ ОБРАБАТЫВАЕМЫХ МАТЕРИАЛОВ

| Международные эквиваленты | | | | | | | | | | | | | | | | | |
|---------------------------|-----------------|----------|---------------|---------------------|----------|-----------------|--------------------|---------------|----------------------|--------------------|--------|-------------|---------------------|---------|---------|-----------|------------------|
| ISO 513 | (RUS) | (CZ) | (GB) | (EU) | (ISO) | (F) | (UNI) | (J) | (D) | (D) | (W-IT) | (PL) | (A) | (S) | (GB) | (USA) | (E) |
| ISO 513 | ГОСТ | ČSN | GB | EN | ISO | AFNOR | UNI | JIS | DIN | DIN | W-IT | PN | ONORM | SS | BS | AISI/SAE | |
| | 03Ch17Ni4M2 | 17 349 | 00C17Ni4M2 | X2CrNiMo 17-12-2 | Type 19 | Z30ND 18-12-02 | X2CrNiMo 17 12 | SUS 316 | X2CrNiMo 17 13 2 | X2CrNiMo 17 13 2 | 1.4404 | 00H17Ni4M2 | X2CrNiMo 17 13 2KKW | 2348 | 316S11 | 316 L | X2CrNiMo 17 13 2 |
| | 03Ch17Ni4M2 | 17 350 | 00C17Ni4M2 | X2CrNiMo 18-14-3 | Type 19a | Z30ND 17-12-03 | X2CrNiMo 17 13 | SUS 316L | X2CrNiMo 18-14-3 | X2CrNiMo 18-14-3 | 1.4435 | | X2CrNiMo 18143KW | 2353 | 316S14 | TP316L | X2CrNiMo 18143 |
| | | 17 351 | | | Type 7 | | | | | | | | | | | | |
| | | 17 351,9 | | | Type 7 | | | | | | | | | | | | |
| | 08Ch17Ni3M2T | 17 356 | 0C17Ni3M2 | X3CrNiMo 17-13-3 | Type 20a | Z70ND 18-12-3 | X3CrNiMo 17 13 | SUS 316 | X3CrNiMo 17 13 3 | X3CrNiMo 17 13 3KW | 1.4436 | H17Ni3M2T | X3CrNiMo 17 13 3KW | 2343 | 316S31 | 316 | X3CrNiMo 17 13 3 |
| | | 17 356 | 1C18Ni12Mo3Ti | | | | X6CrNiMoTi7-13 | 316Ti | X10CrNiMoTi8-12 | | 1.3817 | | | 320S33 | 316Ti | | |
| | 12Ch17S9Al4 | 17 460 | | | | | X40MnCr18 | | X40MnCr18 | | 1.3965 | H17Ni469 | | | Gr202 | | |
| | 55Ch20S9Al4 | 17 465 | 5C21Mn9Ni4N | X 53 CrMnNi21 9 | Type 9 | Z 52 CrNi 21 09 | X 53 CrMnNi21 9 | SuH 35 | X 53 CrMnNi21 9 | | 1.4871 | 50 H2169N4 | | 349S54 | EV 12 | | F.3217 |
| | 36N | 17 536 | | | | | Ni 36 | | Ni 36 | | 1.3912 | FeNi36P | | NiLO 36 | NiLO 36 | | |
| | 110G13L | 17 615,4 | | | | | Z120M12 | | X120Mn12 | | 1.3401 | | | 2183 | | | |
| | 10Ch12NiPL | 422904 | ZG 1Cr13 | Z6CrNi12-1M | | | GX12Cr13 | SCS1 | GX8CrNi13 | | 1.4008 | | | 410C21 | | | |
| | 15 Ch13L | 422905 | ZG 1Cr13 | Z12Cr13-M | | | G X12Cr13 | SCS 1 | G X12Cr13 | | | LOH 13 | | 410C21 | | GrCJ-15 | F.8401 |
| | 20Ch13 1 | 422906 | Z G2Cr13 | Z20Cr13-M | | | G X30Cr13 | SCS 2 | G X20Cr14 | | 1.4027 | LH 14 | | 420C24 | | GrCA-40 | F.8387 |
| | | 422911 | ZG 1Cr17 | Z20Cr17-2 | | | GX35Cr17 | | G-X22CrNi17 | | | | | ANC 2 | | GrCE30 | |
| | | 422912 | | | | | | | G-X40CrSi17 | | | | | | | | |
| | 75Ch28L | 422913 | | | | | Z40Cr28 M | SCH 2 | G-X40CrSi23 | | | LH 26 | | 452C11 | | GrHC | |
| | | 422914 | Z GCr28 | Z40Cr28-M | | | | SCH 2 | G-X70Cr29 | | | LH 26 | | 452C11 | | GrHC | |
| | 20Ch12NiMnFL | 422916 | | G-X22CrMoV12-1 | | | | | G-X22CrMoV12-1 | | 1.4922 | | | | | GrCA28MnV | |
| | 20Ch12NiMnFL | 422917 | | GX8CrNi12 | | | | | GX8CrNi12 | | | | | | | | |
| | 110G13L | 422920 | Z6Mn13-1-4 | Z120M12M | | | XG120Mn12 | SCH MnH1 аз 3 | G-X120Mn13 | | 1.3802 | C120G13 | | BW 10 | | B-1 аз 4 | AM-X120Mn12 |
| | | 422921 | | Z120M12-M | | | G X120MnCr12 02 | SC MnH 11 | | | | L120G13H | | | | GrC | |
| | 10Ch18Ni9L | 422931 | ZG 1Cr18Ni9 | Z6CrNi18-10M | | | G X8CrNi 20 10 | SCS 12 | G-X10CrNi 18 8 | | 1.4312 | LH18Ni9 | | 302C35 | | CF-16F | |
| | | 422932 | | Z 25CrNi 20-10M | | | G X30CrNi 20 10 | | G X25CrNiSi 18 9 | | 1.4825 | | | 302C35 | | CF 20 | |
| | 10Ch18Ni9TL | 422933 | | Z6CrNi1810CrM | | | GX8CrNiM2011 | SCS21 | G-X7CrNiNi189 | | | LH18Ni9T | | 347G17 | | CF-8C | AM-X7CrNiNiM2010 |
| | 40Ch24Ni25SL | 422934 | | | | | | SCH 12 | G X40CrNiSi 22 9 | | 1.4626 | LH24Ni18C | | 309C30 | | HF | |
| | 12Ch21Ni6Cr25TL | 422938 | | Z40CrNi 25-12M | | | G X35CrNi 25 12 | SCH 13A | G-X40CrNiSi 25 12 | | 1.4837 | | | 309G35 | | HH | |
| | | 422941 | | Z 60NiMo 18 12-M | | | G X6CrNiMo 20 11 | SCS 22 | | | | LH18Ni10M2T | | 318G17 | | CF 3 MN | |
| | | 422942 | | Z6CrNi 18-12M | | | G X6CrNiMo 20 11 | SCS 14 | G-X10CrNiMo 18 9 | | 1.4410 | LH18Ni10M2 | | 2243 | | CF-8M | |
| | | 422944 | | | | | G X35CrNi 28 09 | SCH 17 | | | | | | 309C40 | | HE | |
| | | 422942 | | Z40CrNi 26-20M | | | G X40CrNi 26 20 | SCH 22 | G-X40CrNiSi 25 20 | | 1.4848 | LH25Ni19S2 | | 310C40 | | HK | F.8452 |
| | 20Ch25Ni19S2L | 422952 | | | | | | | | | | LH21Ni5 | | | | | |
| | 12Ch21Ni6Cr25SL | 422953 | | | | | | | | | | | | | | | |
| | | 422955 | | | | | G X50NiCr 39 19 | SCH 20 | G-X40MnCrSi 35 25 | | | | | 2564 | | HU | |
| | | 422958 | | Z 6NiCrNi 25-20-04M | | | G X8NiCrCuMo 29 21 | SCS 15 | G X7CrNiMoCuNb 18 18 | | | | | | | CH-7M | |

M

ТАБЛИЦА СООТВЕТСТВИЯ ОБРАБАТЫВАЕМЫХ МАТЕРИАЛОВ

| ISO 513 | Международные эквиваленты | | | | | | | | | | | | K | | | | | | | | |
|---------|---------------------------|--------|-----|----|------------|----|---------|------------|-----------|-----------|-----------|---|------|----------|-------|---|---------|--------------|-----|-----------|--|
| | RUS | CZ | PRC | GB | EN | EU | ISO | AFNOR | UNI | JIS | DIN | D | W-nr | PL | ONORM | A | S | GB | USA | E | |
| ГОСТ | VC 38-17 | 422303 | | | | | 400-12 | FGS 370-71 | GS 370-17 | FCO 370 | GGG -35.3 | | | Zs 35022 | | | 0717-15 | Gr.350/22 | | FGE 38-17 | |
| | VC 40 | 422304 | | | | | 500-7 | FGS 400-12 | GS 400-12 | FCO 40 | GGG 40 | | | Zs 40015 | | | 0717-00 | Gr.420-12 | | FGE 40-12 | |
| | VC 50-2 | 422305 | | | G JS 500-7 | | 600-3 | FGS 500-7 | GS 500-7 | FCO 500 | GGG -50 | | | Zs 50007 | | | 0727-02 | 500/7 | | FGE 50-7 | |
| | VC 60 | 422306 | | | | | 700-2 | FGS 600-3 | GS 600-3 | FCO 60 | GGG 60 | | | Zs 60003 | | | 0732-03 | Gr.600/3 | | FGE 60-2 | |
| | VC 70-3 | 422307 | | | G JS-700-2 | | 800-2 | FGS 700-2 | GS 700-2 | FCO 700 | GGG -70 | | | Zs 70002 | | | 0737-01 | Gr.700/2 | | FGE 70-2 | |
| | VC 80 | 422308 | | | | | 6r.100 | FGS 800-2 | GS 800-2 | FCO 80 | GGG 80 | | | Zs 80002 | | | 0110-00 | Gr.120-90-02 | | FGE 80-2 | |
| | SC 10 | 422410 | | | | | FC.150 | FH10 | G 10 | FC-100 | GG 100 | | | Z1100 | | | 0115-00 | Class 20B | | FG 10 | |
| | SC 15 | 422415 | | | | | FC.200 | FGL 150 | G 15 | FC 150 | GG -15 | | | Z1 150 | | | 0120-00 | Gr.150 | | FG 15 | |
| | SC 20 | 422420 | | | FG 20 | | FC.250 | FC20 | G 20 | FC-20 | GG -20 | | | Z1200 | | | 0125-00 | Gr.220 | | FG 20 | |
| | SC 25 | 422425 | | | | | FC.300 | FGL 250 | G 25 | FC 250 | GG -25 | | | Z1 250 | | | 0130-00 | Cl.35B | | FG 26 | |
| | SC 30 | 422430 | | | | | FC.350 | F1 30 | G 30 | FC 300 | GG -30 | | | Z1 300 | | | 0135-00 | Gr. 300 | | FG 30 | |
| | SC 35 | 422435 | | | | | FC.400 | FC35 | G 35 | FC 350 | GG 35 | | | Z1350 | | | | Class 50B | | FGG 35 | |
| | AC 35-15 | 422456 | | | | | | FBO | | | | | | | | | | TC | | | |
| | ZCS 5 | 422465 | | | | | | | | | | | | | | | | | | | |
| | ZCh 2 | 422472 | | | | | | | | | | | | | | | | | | | |
| | ZC 107/Ch 2 | 422481 | | | | | | | | | | | | | | | | | | | |
| | KC 35-8 | 422532 | | | | | B-35-10 | MN 32-8 | B 32-12 | FC MB 310 | GTS 35-10 | | | Zc 32000 | | | 0815-00 | B 310/10 | | Type B | |
| | KC 35-10 | 422533 | | | | | W 35-04 | MN 35-10 | B 35-10 | FC MB 35 | GTS 35-10 | | | Zc 35010 | | | 0815-00 | B 35-12 | | Type A | |
| | | 422534 | | | | | W 40-05 | MN 35-7 | G 35-7 | FC MB 34 | GTV 35-04 | | | | | | | | | | |
| | | 422536 | | | | | W 40-06 | MN 400-5 | G 40-5 | FC MB 370 | GTV 40-05 | | | | | | | | | | |
| | KC 45-7 | 422545 | | | | | P 45-06 | MN 450-6 | P 45-06 | FC MP 440 | GTS 45-06 | | | Zc 45006 | | | 0854-00 | P 45-06 | | Type E | |
| | KC 55-4 | 422555 | | | | | P 55-04 | MN 550-4 | P 55-04 | FC MP 540 | GTS 55-04 | | | Zc 55004 | | | | P 55-04 | | Type C | |

| ISO 513 | Международные эквиваленты | | | | | | | | | | | | N | | | | | | | |
|---------|---------------------------|--------|-----|----|----|-----|--------|-------|------|----------|---------|------|----|----------|-------|---|------|------|-----|----------|
| | RUS | CZ | PRC | EN | EU | ISO | AFNOR | UNI | JIS | DIN | D | W-nr | PN | PL | ONORM | A | S | GB | USA | E |
| ГОСТ | CU 99.9 | 423001 | | | | | CU-ETP | CU-a1 | CU 9 | C 1100 | E2-Cu58 | | | CU 99.9E | | | 5010 | C101 | | CU 10000 |
| | CU 99.9 | 423001 | | | | | CU-ETP | CU-a1 | CU 9 | C 1100 | E2-Cu58 | | | CU 99.9E | | | 5010 | C101 | | CU 10000 |
| | CU 99.9 | 423001 | | | | | CU-ETP | CU-a1 | CU 9 | C 1100 | E2-Cu58 | | | CU 99.9E | | | 5010 | C101 | | CU 10000 |
| | CU 99.9 | 423001 | | | | | CU-ETP | CU-a1 | CU 9 | C 1100 | E2-Cu58 | | | CU 99.9E | | | 5010 | C101 | | CU 10000 |
| | CU 99.9 | 423001 | | | | | CU-ETP | CU-a1 | CU 9 | C 1100 | E2-Cu58 | | | CU 99.9E | | | 5010 | C101 | | CU 10000 |
| | CU 99.9 | 423001 | | | | | CU-ETP | CU-a1 | CU 9 | C 1100 | E2-Cu58 | | | CU 99.9E | | | 5010 | C101 | | CU 10000 |
| | CU 99.9 | 423001 | | | | | CU-ETP | CU-a1 | CU 9 | C 1100 | E2-Cu58 | | | CU 99.9E | | | 5010 | C101 | | CU 10000 |
| | CU 99.9 | 423001 | | | | | CU-ETP | CU-a1 | CU 9 | C 1100 | E2-Cu58 | | | CU 99.9E | | | 5010 | C101 | | CU 10000 |
| | CU 99.9 | 423001 | | | | | CU-ETP | CU-a1 | CU 9 | C 1100 | E2-Cu58 | | | CU 99.9E | | | 5010 | C101 | | CU 10000 |
| | M2 | 423004 | | | | | | | | C 1021 | | | | CU 99.70 | | | | | | CU 10000 |
| | M3 | 423005 | | | | | | | | CU 99.56 | | | | CU 107 | | | | | | C 14200 |
| | BOF 6.5-0.15 | 423016 | | | | | | | | CU 98 | | | | CU 98 | | | | | | C 51900 |
| | BOF 10.2 | 423018 | | | | | | | | CU 98 | | | | CU 98 | | | | | | C 52100 |
| | BA 5 | 423042 | | | | | | | | CU 98 | | | | CU 98 | | | | | | C 60600 |

ТАБЛИЦА СООТВЕТСТВИЯ ОБРАБАТЫВАЕМЫХ МАТЕРИАЛОВ

| Международные эквиваленты | | | | | | | | | | | | | | | | | | | | | | | | | | | | | | | | | |
|---------------------------|--------|----|----|----|------|------------------|-------|-------|-----|-----|-----|-----|-----|------------------|-----|------|-----|----|------|-------|-----|----|-----|----|------|----------|-------|-----|----------|--|--------------|------------------|--|
| ГОСТ | (RUS) | CZ | GB | EN | (EU) | ISO | (ISO) | AFNOR | (F) | UNI | (I) | JIS | (J) | DIN | (D) | W-nr | (D) | PN | (PL) | ONORM | (A) | SS | (S) | BS | (GB) | AISI/SAE | (USA) | (E) | | | | | |
| BrAMc9-2 | 423044 | | | | | CuAl9Mn2 | | | | | | | | CuAl9Mn2 | | | | | | | | | | | | | | | CuAl9Mn2 | | | | |
| BrAZB-4 | 423045 | | | | | CuAlBFc3 | | | | | | | | | | | | | | | | | | | | | | | | | | | |
| BrZMe10-3-1,5 | 423046 | | | | | CuAl10Fe3Mn2 | | | | | | | | CuAl10Fe3Mn2 | | | | | | | | | | | | | | | | | CuAl10Fe3Mn2 | | |
| BrAZN10-4-4 | 423047 | | | | | CuAl10Ni5Fe4 | | | | | | | | CuAl10Ni5Fe4 | | | | | | | | | | | | | | | | | CuAl10Ni5Fe4 | | |
| BrMlc3-1 | 423048 | | | | | | | | | | | | | | | | | | | | | | | | | | | | | | | | |
| BrKt1 | 423058 | | | | | CuS3Mn1 | | | | | | | | CuS3Mn1 | | | | | | | | | | | | | | | | | | CuS3Mn1 | |
| MMMc43-0,5 | 423064 | | | | | CuCd1 | | | | | | | | CuCd1 | | | | | | | | | | | | | | | | | | CuCd1 | |
| Br010F1 | 423119 | | | | | CuSn10-C | | | | | | | | CuSn10 | | | | | | | | | | | | | | | | | | CuSn10 | |
| Br010F1 | 423120 | | | | | CuSn11P-C | | | | | | | | CuSn10P | | | | | | | | | | | | | | | | | | CuSn10P | |
| Br010F1 | 423120 | | | | | CuSn11P-C | | | | | | | | CuSn10P | | | | | | | | | | | | | | | | | | CuSn10P | |
| Br010S10 | 423122 | | | | | CuSn10Ph10-C | | | | | | | | CuSn10Ph10 | | | | | | | | | | | | | | | | | | CuSn10Ph10 | |
| Br010C2 | 423138 | | | | | CuSn10Zn2 | | | | | | | | CuSn10Zn2 | | | | | | | | | | | | | | | | | | CuSn10Zn2 | |
| BrA9M2L | 423144 | | | | | CuAl10Fe3 | | | | | | | | CuAl10Fe3 | | | | | | | | | | | | | | | | | | CuAl10Fe3 | |
| BrA9Z3L | 423145 | | | | | CuAl10Fe3 | | | | | | | | CuAl10Fe3 | | | | | | | | | | | | | | | | | | CuAl10Fe3 | |
| BrA10Z3M2 | 423146 | | | | | CuAl10Fe3Mn2 | | | | | | | | CuAl10Fe3Mn2 | | | | | | | | | | | | | | | | | | CuAl10Fe3Mn2 | |
| BrA10Z4M4L | 423147 | | | | | CuAl10Fe4Mn4 | | | | | | | | CuAl10Fe4Mn4 | | | | | | | | | | | | | | | | | | CuAl10Fe4Mn4 | |
| BrS30 | 423163 | | | | | CuPb30 | | | | | | | | CuPb30 | | | | | | | | | | | | | | | | | | CuPb30 | |
| L 96 | 423200 | | | | | CuZn5 | | | | | | | | CuZn5 | | | | | | | | | | | | | | | | | | CuZn5 | |
| L85 | 423202 | | | | | CuZn10 | | | | | | | | CuZn10 | | | | | | | | | | | | | | | | | | CuZn10 | |
| L80 | 423203 | | | | | CuZn20 | | | | | | | | CuZn20 | | | | | | | | | | | | | | | | | | CuZn20 | |
| L70 | 423210 | | | | | CuZn30 | | | | | | | | CuZn30 | | | | | | | | | | | | | | | | | | CuZn30 | |
| L68 | 423212 | | | | | CuZn33 | | | | | | | | CuZn33 | | | | | | | | | | | | | | | | | | CuZn33 | |
| L63 | 423213 | | | | | CuZn36 | | | | | | | | CuZn36 | | | | | | | | | | | | | | | | | | CuZn36 | |
| LS63-2 | 423214 | | | | | CuZn36Pb1 | | | | | | | | CuZn36Pb1,5 | | | | | | | | | | | | | | | | | | CuZn36Pb1,5 | |
| L60 | 423220 | | | | | CuZn40 | | | | | | | | CuZn40 | | | | | | | | | | | | | | | | | | CuZn40 | |
| LS60-1 | 423221 | | | | | CuZn37Pb1 | | | | | | | | CuZn37Pb0,5 | | | | | | | | | | | | | | | | | | CuZn37Pb0,5 | |
| LS 58-1 | 423222 | | | | | CuZn38Pb1 | | | | | | | | CuZn38Pb1,5 | | | | | | | | | | | | | | | | | | CuZn38Pb1,5 | |
| LS 60-2 | 423223 | | | | | CuZn38Pb2 | | | | | | | | CuZn38Pb2 | | | | | | | | | | | | | | | | | | CuZn38Pb2 | |
| Lm58-2 | 423231 | | | | | CuZn39AlFeMn | | | | | | | | CuZn39AlFeMn1 | | | | | | | | | | | | | | | | | | CuZn39AlFeMn | |
| LO60-1 | 423237 | | | | | CuZn38Sn1AS | | | | | | | | CuZn38Sn1,5 | | | | | | | | | | | | | | | | | | CuZn38Sn1,5 | |
| MNC15-20 | 423256 | | | | | CuZn15Sn21 | | | | | | | | CuZn15Sn21 | | | | | | | | | | | | | | | | | | CuZn15Sn21 | |
| LT15K4 | 423303 | | | | | CuZn25AlMn4Fe3-C | | | | | | | | CuZn25AlMn4Fe3-C | | | | | | | | | | | | | | | | | | CuZn25AlMn4Fe3-C | |
| LC2AZ3M6 | 423311 | | | | | CuZn33Pb2-C | | | | | | | | CuZn33Pb2 | | | | | | | | | | | | | | | | | | CuZn33Pb2 | |
| 423313 | 423319 | | | | | | | | | | | | | | | | | | | | | | | | | | | | | | | | |
| 423320 | 423320 | | | | | | | | | | | | | | | | | | | | | | | | | | | | | | | | |

N

N

ТАБЛИЦА СООТВЕТСТВИЯ ОБРАБАТЫВАЕМЫХ МАТЕРИАЛОВ

| Международные эквиваленты | | | | | | | | | | | | | | | | | | |
|---------------------------|------------|-----|----|-------------------|----|----------------|-------|----------------------|--------|-------------|---|---|----------------|-------|---------------|-------|--------------|--------------|
| ISO 513 | RUS | CZ | GB | EN | EU | ISO | AFNOR | UNI | JIS | DIN | D | D | PL | ONORM | SS | BS | USA | E |
| | ГОСТ | ČSN | BS | EN | EN | ISO | AFNOR | UNI | JIS | DIN | D | D | PL | ONORM | SS | BS | USA | E |
| LC40S | 424321 | | | CuZn40Y40 | | CuZn40Y40 | | G-CuZn38Pb2 | YBSC3 | G-CuZn37Al1 | | | CuZn38Al2Mn1Fe | | CuZn38Pb2Al | DCB1 | C85800 | CuZn40Pb |
| | 424322 | | | CuZn32Al2Mn2Fe1-C | | CuZn30AlFeMn | | G-CuZn38Al1Fe1Mn1 | HBSC1 | G-CuZn34Al2 | | | | | CuZn35AlFeMn | HTB1 | C86400 | CuZn35AlFeMn |
| A0000 | 424002 | | | AW-A99.8 (A) | | AW-A99.8 (A) | | P-A99.8 | 1080A | AW-A99.8 | | | AW-A99.8 | | AW-A99.8 | 1080A | AW-A99.8 (A) | AW-A99.8 (A) |
| A000 | 424003 | | | AW-A99.7 | | AW-A99.7 | | P-A99.7 | 1070A | AW-A99.7 | | | AW-A99.7 | | AW-A99.7 | | AW-A99.7 | AW-A99.7 |
| A0E | 424004 | | | AW-E99.5 | | E-A99.5 | | E-A1 | | E-A1 | | | AW-E99.5E | | E-A1 | 1350 | AW-E99.5E | AW-E99.5E |
| A00 | 424005 | | | AW-A99.5 | | AW-A99.5 | | P-A99.5 | 1050A | AW-A99.5 | | | AW-A99.5E | | AW-A99.5 | 1050A | AW-A99.5 | AW-A99.5 |
| D1 | 424201 | | | AW-ALCu4MgSi | | ALCuMgSi | | P-ALCu4MgMnSi | 2017 | ALCuMg1 | | | ALCuMg1 | | ALCuMg1 | | AW-A99.5 | AW-A99.5 |
| D16 | 424202 | | | AW-ALCu4MgSi | | ALCuMgSi | | P-ALCu4MgMnSi | 2017 | ALCuMg1 | | | ALCuMg1 | | ALCuMg1 | | AW-A99.5 | AW-A99.5 |
| A6 | 424206 | | | AW-ALCu4Mg1 | | ALCuMg1 | | P-ALCu4MgMn | 2024 | ALCuMg2 | | | ALCuMg2 | | ALCuMg2 | 2024 | AW-A99.5 | AW-A99.5 |
| AK-1 | 424218 | | | AW-ALCu2Mg1.5Ni | | ALCu2Mg1.5Ni | | P-ALCu2Mg1.5Ni | 2618 | ALCu2Mg2Ni1 | | | ALCu2Mg2Ni1 | | ALCu2Mg2Ni1 | 2618A | AW-A99.5 | AW-A99.5 |
| V95 | 424222 | | | AW-AL7075 | | ALZnMgCu | | P-ALZn5.8MgCuCr | 7075 | ALZnMgCu1.5 | | | ALZnMgCu1.5 | | ALZnMgCu1.5 | 7075 | AW-A99.5 | AW-A99.5 |
| | 424227 | | | AW-ALSi12.2MgCuNi | | ALSi12.2MgCuNi | | P-ALSi12MgCuNi | 4032 | ALZnMgCu1.5 | | | ALZnMgCu1.5 | | ALZnMgCu1.5 | 7075 | AW-A99.5 | AW-A99.5 |
| D16P | 424253 | | | | | | | P-ALCu4.5MgMnMgBacc. | 4032 | ALZnMgCu1.5 | | | ALZnMgCu1.5 | | ALZnMgCu1.5 | 7075 | AW-A99.5 | AW-A99.5 |
| | 424254 | | | | | | | P-ALCu4.5MgMnMgBacc. | 2024-F | ALCuMgZrAl | | | ALCuMgZrAl | | ALCuMgZrAl | | AW-A99.5 | AW-A99.5 |
| AL1 | 424315 | | | AW-ALCu4Pb Mg | | ALCu4Pb Mg | | P-ALCu4.5MgMnMgBacc. | 2030 | ALCuMgZrAl | | | ALCuMgZrAl | | ALCuMgZrAl | | AW-A99.5 | AW-A99.5 |
| AK12 | 424330 | | | AC-ALSi12(a) | | ALCu4AlNiMg2 | | G-ALCu4NiMg | ACSA | G-ALCu4NiMg | | | ALCu4MgPb | | ALCu4MgPb | | AW-A99.5 | AW-A99.5 |
| AK9 | 424331 | | | AC-ALSi10Mg (A) | | ALSi12 | | G-ALSi13CuMn | ACSA | G-ALSi12 | | | ALSi12 | | ALSi12 | | AW-A99.5 | AW-A99.5 |
| AK7 | 424332 | | | AC-ALSi7Mg (FE) | | ALSi10Mg | | G-ALSi9Mg | ADCC3 | G-ALSi10Mg | | | ALSi10Mg | | ALSi10Mg | | AW-A99.5 | AW-A99.5 |
| AK12M2MgN | 424336 | | | AC-ALSi12CuNiMg | | ALSi7Mg (FE) | | G-ALSi7Mg | ADCC3 | G-ALSi10Mg | | | ALSi7Mg | | ALSi7Mg | | AW-A99.5 | AW-A99.5 |
| AK5M4 | 424337 | | | | | | | A-S11UNG | ACBA | A-S11UNG | | | ALSi13Mg1CuNi | | ALSi13Mg1CuNi | | AW-A99.5 | AW-A99.5 |
| Al5 | 424380 | | | | | | | A-S96U | AC2A | G-ALSiCu4 | | | ALSiCu4 | | ALSiCu4 | | AW-A99.5 | AW-A99.5 |
| A035 | ONZ 424400 | | | AW-AL99.98Mg0.5 | | ALSiCu3 | | A-S5U3G | AC2A | G-ALSiCu4 | | | ALSiCu4 | | ALSiCu4 | | AW-A99.5 | AW-A99.5 |
| | ON 424406 | | | AW-AL99.98Mg0.5 | | ALSiMgMn | | A-S10UNG | AC9A | ALSiMg1 | | | ALSiMgMn | | ALSiMgMn | | AW-A99.5 | AW-A99.5 |
| AlMg2 | 424412 | | | AW-ALMg2 | | ALMg2 | | P-ALMg3.5 | 6061 | ALMg0.5 | | | ALMgSi | | ALMgSi | | AW-A99.5 | AW-A99.5 |
| AlMg3 | 424413 | | | AW-ALMg3 | | ALMg3 | | P-ALMg3.5 | 5052 | ALMg2.5 | | | ALMgSi | | ALMgSi | | AW-A99.5 | AW-A99.5 |
| AlMg5 | 424415 | | | AW-ALMg4 | | ALMg3 | | P-ALMg4.4 | 5154 A | ALMg2.7Mn | | | ALMg3 | | ALMg3 | | AW-A99.5 | AW-A99.5 |
| AlMgK | ONZ 424432 | | | AW-ALMn1 | | ALMg4.5Mn0.7 | | P-ALMn1.2Cu | 5082 | ALMg4.5 | | | ALMg4.5Mn | | ALMg4.5Mn | | AW-A99.5 | AW-A99.5 |
| | 424515 | | | AC-ALMg5Si | | ALMn1 | | P-ALMn1.2Cu | 3003 | ALMn1 | | | ALMn1 | | ALMn1 | | AW-A99.5 | AW-A99.5 |
| | 424518 | | | | | | | | | G-ALMg5Si | | | ALMg5Si | | ALMg5Si | | AW-A99.5 | AW-A99.5 |
| AlMg10 | 424519 | | | AC-ALMg9 | | ALMg10 | | A-G10SY4 | ADCC5 | GP-ALMg9 | | | ALMg5Si | | ALMg5Si | | AW-A99.5 | AW-A99.5 |

N

ТАБЛИЦА СООТВЕТСТВИЯ ОБРАБАТЫВАЕМЫХ МАТЕРИАЛОВ

| Международные эквиваленты | | | | | | | | | | | | | | | | | | |
|---------------------------|----------------------|---------------------|-------|------|-------------------|-------|---------------|--------|----------------------|----------------------|--------|--------|-------|--------|------|------------------|-----|---------|
| ISO 513 | (RUS) | (CZ) | (PRC) | (EU) | (ISO) | (F) | (I) | (J) | (D) | (D) | (W-nr) | (PL) | (A) | (S) | (GB) | (USA) | (E) | ISO 513 |
| | ГОСТ | ČSN | GB | EN | ISO | AFNOR | UNI | JIS | DIN | DIN | W-nr | PN | ONORM | SS | BS | AMS/SAE | | |
| | Uranus 86 | ZNCTV25-15HF | | | Z2NCDU25-20 | | XG50NiCr29 19 | SCH15 | X1NiCrMoCu25 20 5 | X1NiCrMoCu25 20 5 | 1.4539 | | | 2562 | | 904 L LUNS/0890A | | |
| | Incoloy 800 HT | G-X40NiCrSi38 18 | | | E-Z 6 NCTDV 25-15 | | | | XNiCrTi 26 15 | XNiCrTi 26 15 | 1.4980 | | | 2570 | | 660 | | |
| | X5NiCrAlTi 31 20 | X2NiCrAlTi 32 20 | | | Z10NC32-21 | | F-3313 | SUH330 | X1NiCrAlTi 32 20 | X1NiCrAlTi 32 20 | 1.4876 | | | 330C11 | | B 163 | | |
| | X12NiCrSi 36 16 | X2NiCrAlTi 32 20 | | | Z12NCS35-16 | | | | X5NiCrAlTi 31 20 | X5NiCrAlTi 31 20 | 1.496 | | | | | N 08530 | | |
| | X1NiCrMoCu 32 28 7 | X1NiCrMoCu 32 28 7 | | | | | | | X12NiCrSi 36 16 | X12NiCrSi 36 16 | 1.4864 | | | | | 330 | | |
| | X1NiCrMoCuNi 31 27 4 | A-286 | | | Z1NiCrD91-27-403 | | | | X2NiCrAlTi 32 20 | X2NiCrAlTi 32 20 | 1.456 | | | | | N 08800 | | |
| | X40CoCrNi20 20 | Ni70Co30 | | | Z420NK0WB | | | | X1NiCrMoCuNi 31 27 4 | X1NiCrMoCuNi 31 27 4 | 1.4563 | | | 2584 | | N 08831 | | |
| | NiFe48 | NiFe48 | | | NiCu30Fe | | | | X 5 Ni Cr Ti 25 15 | X 5 Ni Cr Ti 25 15 | 1.498 | | | | | N 08028 | | |
| | NiCr21Mo16Al | NiCr21Mo16W | | | NiCu22Fe15Mn | | | | X40CoCrNi20 20 | X40CoCrNi20 20 | | NiCu30 | | | | AMS 5752 - 5737 | | |
| | NiCrCo18Ti | NiCr20Co15MoAlTi | | | | | | | NiFe16CoCr | NiFe16CoCr | | | | | | | | |
| | NiCr22Mo9Nb | NiCr22Mo9Nb | | | | | | | NiFe47 | NiFe47 | | | | | | | | |
| | CoCr23Ni10W7Ta4 | CoCr23Ni10W7Ta4 | | | | | | | | | | | | | | | | |
| | Hastelloy C-4 | Hastelloy X | | | | | | | | | | | | | | | | |
| | Hastelloy B | Hastelloy B | | | | | | | | | | | | | | | | |
| | Hastelloy C & C 276 | Hastelloy C & C 276 | | | | | | | | | | | | | | | | |
| | Nimonic C-263 | Nimonic C-263 | | | | | | | | | | | | | | | | |
| | Nimonic 90 | Nimonic 90 | | | | | | | | | | | | | | | | |
| | Nimonic PE 13 | Nimonic PE 13 | | | | | | | | | | | | | | | | |
| | Nimonic 115 | Nimonic 115 | | | | | | | | | | | | | | | | |
| | Nimonic 263/C263 | Nimonic 263/C263 | | | | | | | | | | | | | | | | |
| | Nimonic 105 | Nimonic 105 | | | | | | | | | | | | | | | | |
| | Nimonic PK33 | Nimonic PK33 | | | | | | | | | | | | | | | | |
| | Nimonic 80A | Nimonic 80A | | | | | | | | | | | | | | | | |
| | Nimonic 901 | Nimonic 901 | | | | | | | | | | | | | | | | |
| | Nimonic PK 25 | Nimonic PK 25 | | | | | | | | | | | | | | | | |
| | Nimonic PE 16 | Nimonic PE 16 | | | | | | | | | | | | | | | | |
| | Nimonic 75 | Nimonic 75 | | | | | | | | | | | | | | | | |
| | Nimocast 842 | Nimocast 842 | | | | | | | | | | | | | | | | |
| | Inconel 600 | Inconel 600 | | | | | | | | | | | | | | | | |
| | Inconel 601 | Inconel 601 | | | | | | | | | | | | | | | | |
| | Inconel 617 | Inconel 617 | | | | | | | | | | | | | | | | |
| | Inconel 625 | Inconel 625 | | | | | | | | | | | | | | | | |
| | Inconel 690 | Inconel 690 | | | | | | | | | | | | | | | | |
| | Inconel 706 | Inconel 706 | | | | | | | | | | | | | | | | |
| | Inconel 713 | Inconel 713 | | | | | | | | | | | | | | | | |
| | Inconel 718 | Inconel 718 | | | | | | | | | | | | | | | | |
| | Inconel 722 | Inconel 722 | | | | | | | | | | | | | | | | |
| | Inconel X-750 | Inconel X-750 | | | | | | | | | | | | | | | | |
| | Inconel X-750 | Inconel X-750 | | | | | | | | | | | | | | | | |
| | Inconel 751 | Inconel 751 | | | | | | | | | | | | | | | | |
| | Incoloy 825 | Incoloy 825 | | | | | | | | | | | | | | | | |
| | Incoloy 901 | Incoloy 901 | | | | | | | | | | | | | | | | |
| | René-41 | René-41 | | | | | | | | | | | | | | | | |
| | René 95 | René 95 | | | | | | | | | | | | | | | | |

S

S

ТАБЛИЦА СООТВЕТСТВИЯ ОБРАБАТЫВАЕМЫХ МАТЕРИАЛОВ

| ISO 513 | Международные эквиваленты | | | | | | | | | | | | | | ISO 513 | | | |
|---------|---------------------------|------------------|-------|------|-------|------------|-------|-----|------------------|-----|----------|------|-----|-----|---------|-------|-----|----------------|
| ГОСТ | (RUS) | (CZ) | (PRC) | (EU) | (ISO) | (F) | (UNI) | (J) | (D) | (D) | (W-nr) | (PL) | (A) | (S) | (GB) | (USA) | (E) | S |
| | | Monel 400 | | | | NU30 | | | NIc30Fe | | 2.4360 | | | | | | | |
| | | Monel K-500 | | | | NU 30 AT | | | NIc30Al | | 2.438 | | | | | | | 4676 |
| | | Udimet 500 | | | | NC K19DAT | | | NIc18Co18MoTi | | 2.4983 | | | | | | | AMS 5751 |
| | | Udimet 710 | | | | NC K18TDA | | | | | | | | | | | | |
| | | Udimet 700 | | | | NC K20AT | | | NIc015Co1MoAlTi | | 2.4636 | | | | | | | 5393 |
| | | Udimet 718 | | | | NC19FeN | | | NIc19Fe19NiMo | | LW2.4668 | | | | | | | |
| | | Udimet 720 | | | | NC18K15TDA | | | | | | | | | | | | |
| | | Waspaloy | | | | NC20K14 | | | NIc19Fe19NiMo | | LW2.4668 | | | | | | | AMS 5544 |
| | | Haynes 25 | | | | KC20WN | | | | | LW2.4964 | | | | | | | AMS 5759 |
| | | Haynes 188 | | | | KC22WN | | | | | | | | | | | | AMS 5772 |
| | | Air Resist 213 | | | | KC20WN | | | CoC20W15Ni | | | | | | | | | 5637C |
| | | Jet alloy 209 | | | | KC22WN | | | CoC22W14Ni | | | | | | | | | AMS 5772 |
| | | Ti 1 Pd | | | | | | | Ti 1 Pd | | 3.723 | | | | | | | R 62250 |
| | | TiAl 3 V 2.5 | | | | | | | TiAl 3 V 2.5 | | 3.720 | | | | | | | |
| | | TiAlV4ELI | | | | | | | TiAlV4ELI | | | | | | | | | AMS R66401 |
| | | TiAl5Si2.5 | | | | | | | TiAl5Si2.5 | | 3.7115 | | | | | | | AMS R64520 |
| | | TiAl5Si2 | | | | T-A6E | | | TiAl5Si2 | | 3.712 | | | | | | | |
| | | TiAl6SiZr4MoZrSi | | | | | | | TiAl6SiZr4MoZrSi | | | | | | | | | R 54620 |
| | | TiAl6V4 | | | | T-A6V | | | TiAl6V4 | | 3.7165 | | | | | | | AMS R66400 |
| | | TiAl6V6Si2 | | | | | | | TiAl6V6Si2 | | 3.718 | | | | | | | |
| | | TiAlMo4Si2Si0.5 | | | | T-A4E | | | TiAlMo4Si2Si0.5 | | 3.719 | | | | | | | TA 45-51/TA 57 |